

This report lists the total activity for each day of the week, summed over all the weeks in the report.

Each unit (■) represents 4 requests for pages or part thereof.

day	#pages	#reqs	Mbytes	
Sun	87	101	0.66	■
Mon	98	124	0.76	■
Tue	121	171	1.07	■
Wed	127	281	1.59	■
Thu	134	182	1.17	■
Fri	108	214	1.25	■
Sat	99	161	0.99	■

Hourly Summary

This report lists the total activity for each hour of the day, summed over all the days in the report.

Each unit (■) represents 2 requests for pages or part thereof.

hour	#pages	#reqs	kbytes	
0	47	47	396.05	■
1	42	69	403.64	■
2	18	45	196.12	■
3	21	34	173.20	■
4	54	80	553.28	■
5	27	27	151.33	■
6	19	19	122.81	■
7	20	88	488.22	■
8	56	70	487.89	■
9	54	82	598.93	■
10	18	40	222.12	■
11	22	22	85.41	■
12	58	86	602.09	■
13	35	88	457.01	■
14	24	37	192.15	■
15	20	60	321.61	■
16	53	53	424.47	■
17	41	54	408.60	■
18	23	49	298.69	■
19	15	27	150.13	■
20	55	78	541.91	■
21	23	23	122.86	■
22	14	15	88.71	■
23	15	41	195.18	■

Domain Report

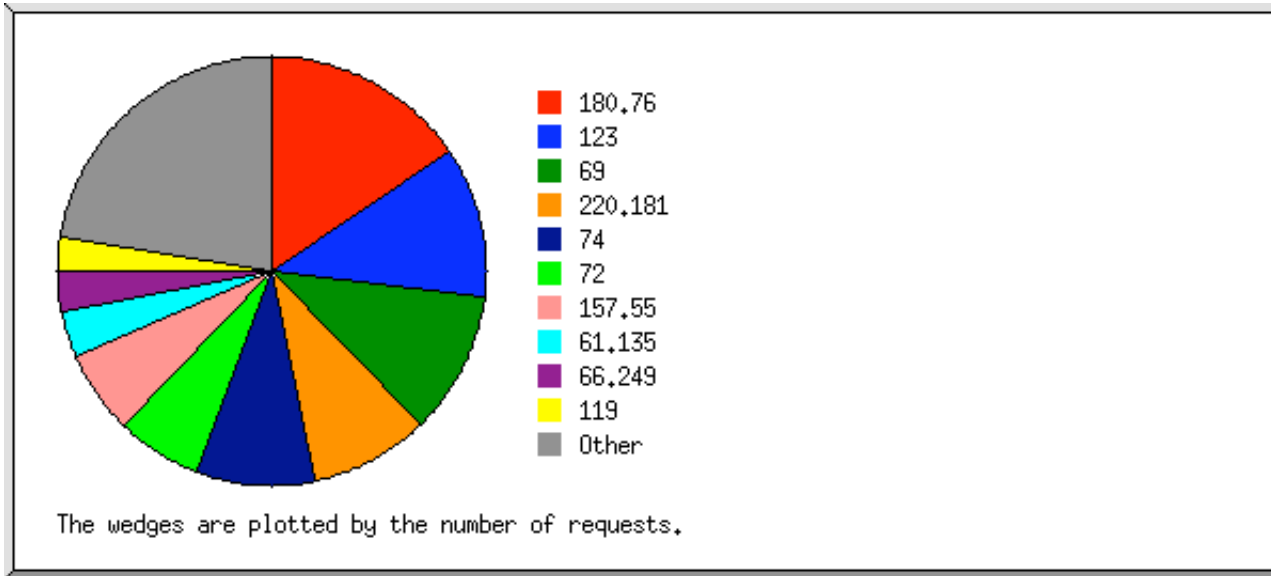
This report lists the countries of the computers which requested files.

Listing domains, sorted by the amount of traffic.

#pages	%pages	#reqs	%reqs	Mbytes	%bytes	domain
774	100%	1234	100%	7.50	100%	[unresolved numerical addresses]

Organization Report

This report lists the organizations of the computers which requested files.

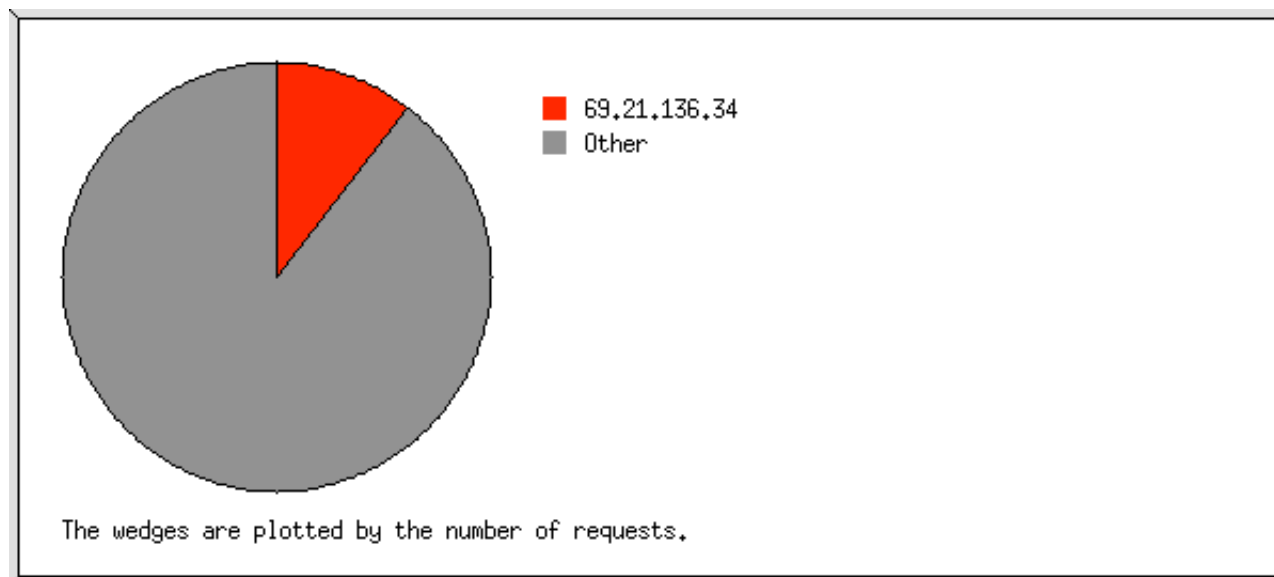


Listing the top 20 organizations by the number of requests, sorted by the number of requests.

#pages	%pages	#reqs	%reqs	Mbytes	%bytes	organization
193	24.94%	193	15.64%	1.61	21.48%	180.76
141	18.22%	141	11.43%	1.06	14.12%	123
13	1.68%	132	10.70%	0.75	9.97%	69
109	14.08%	111	9.00%	0.98	13.10%	220.181
8	1.03%	110	8.91%	0.52	6.96%	74
7	0.90%	79	6.40%	0.39	5.23%	72
76	9.82%	77	6.24%	0.31	4.12%	157.55
43	5.56%	43	3.48%	0.40	5.27%	61.135
39	5.04%	39	3.16%	0.17	2.22%	66.249
31	4.01%	31	2.51%	0.00	0.02%	119
2	0.26%	28	2.27%	0.14	1.80%	98
27	3.49%	27	2.19%	0.11	1.48%	65.52
24	3.10%	24	1.94%	0.11	1.48%	199.21
3	0.39%	17	1.38%	0.08	1.03%	96
1	0.13%	15	1.22%	0.07	0.91%	164.126
1	0.13%	15	1.22%	0.07	0.91%	165.248
1	0.13%	14	1.13%	0.07	0.90%	131.167
1	0.13%	14	1.13%	0.07	0.90%	97
12	1.55%	14	1.13%	0.04	0.59%	207.46
1	0.13%	14	1.13%	0.07	0.90%	216.55
41	5.30%	96	7.78%	0.50	6.61%	[not listed: 22 organizations]

Host Report

This report lists the computers which requested files.

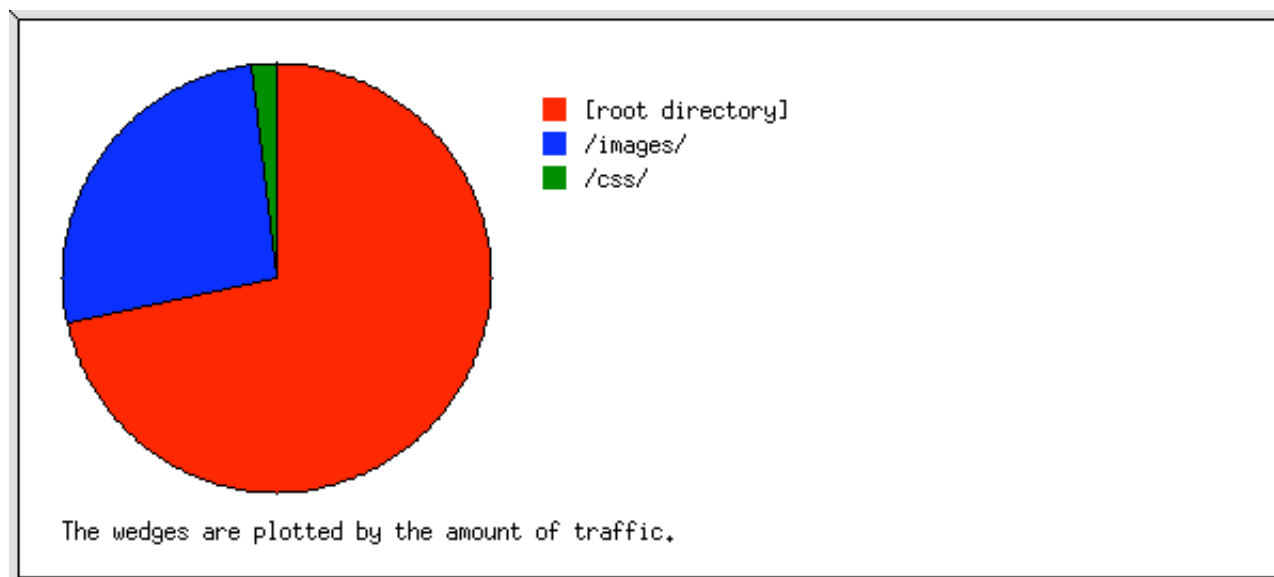


Listing hosts with at least 100 requests, sorted alphabetically.

#pages	%pages	#reqs	%reqs	Mbytes	%bytes	host
12	1.55%	131	10.62%	0.74	9.84%	69.21.136.34
762	98.45%	1103	89.38%	6.76	90.16%	[not listed: 334 hosts]

Directory Report

This report lists the directories from which files were requested. (The figures for each directory include all of its subdirectories.)

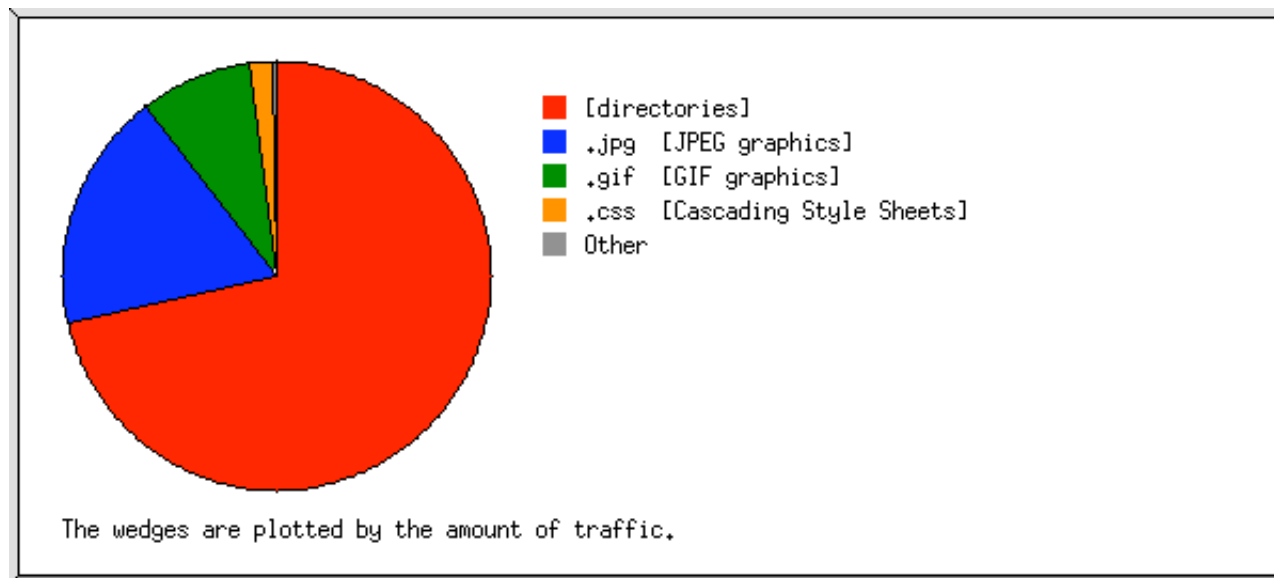


Listing directories with at least 0.01% of the traffic, sorted by the amount of traffic.

#pages	%pages	#reqs	%reqs	Mbytes	%bytes	directory
774	100%	780	63.21%	5.37	71.57%	[root directory]
0		416	33.71%	2.00	26.60%	/images/
0		38	3.08%	0.14	1.83%	/css/

File Type Report

This report lists the extensions of files.

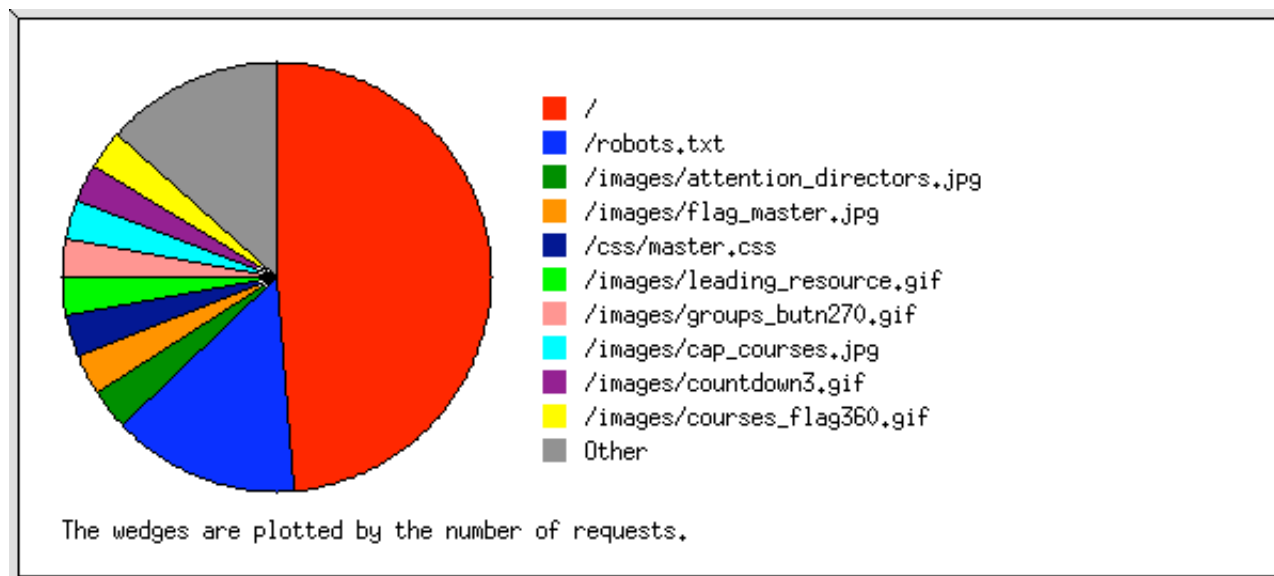


Listing extensions with at least 0.1% of the traffic, sorted by the amount of traffic.

#reqs	%reqs	Mbytes	%bytes	extension
600	48.62%	5.36	71.39%	[directories]
145	11.75%	1.36	18.16%	.jpg [JPEG graphics]
271	21.96%	0.63	8.43%	.gif [GIF graphics]
38	3.08%	0.14	1.83%	.css [Cascading Style Sheets]
174	14.10%	0.01	0.11%	.txt [Plain text]
6	0.49%	0.01	0.07%	[not listed: 1 extension]

Request Report

This report lists the files on the site.

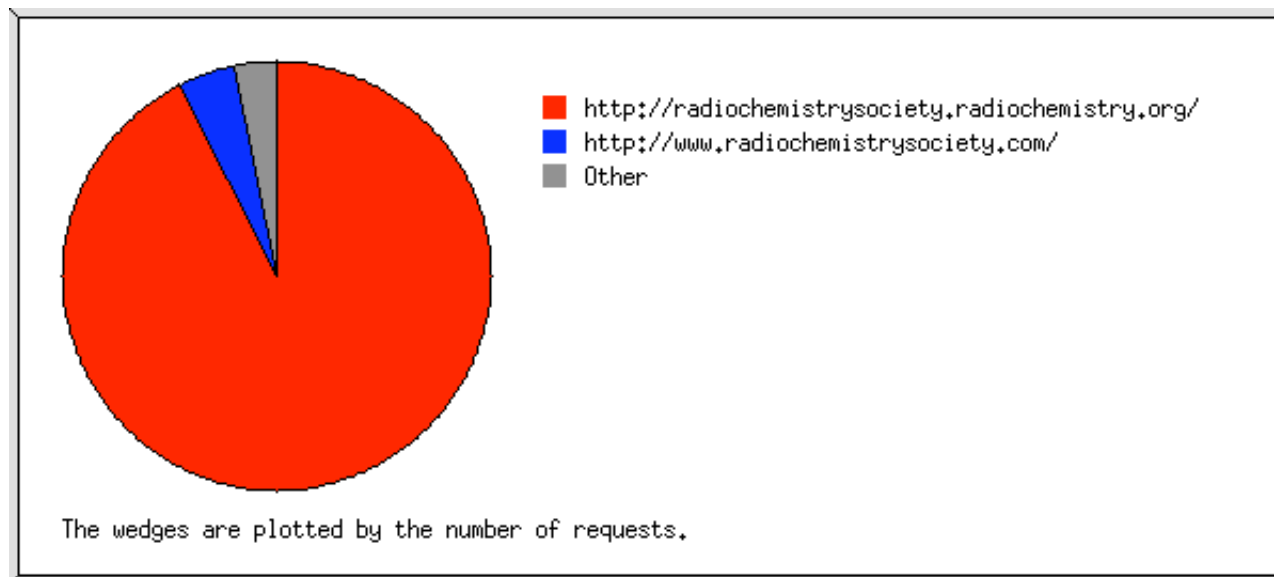


Listing files with at least 20 requests, sorted by the number of requests.

#reqs	%reqs	Mbytes	%bytes	last time	file
600	48.62%	5.36	71.39%	Aug/31/12 7:29 AM	/
174	14.10%	0.01	0.11%	Aug/31/12 5:02 AM	/robots.txt
38	3.08%	0.37	4.89%	Aug/31/12 7:29 AM	/images/attention_directors.jpg
38	3.08%	0.63	8.39%	Aug/31/12 7:29 AM	/images/flag_master.jpg
38	3.08%	0.14	1.83%	Aug/31/12 7:29 AM	/css/master.css
36	2.92%	0.24	3.26%	Aug/31/12 7:29 AM	/images/leading_resource.gif
36	2.92%	0.09	1.22%	Aug/31/12 7:29 AM	/images/groups_butn270.gif
36	2.92%	0.12	1.60%	Aug/31/12 7:29 AM	/images/cap_courses.jpg
36	2.92%	0.11	1.53%	Aug/31/12 7:29 AM	/images/countdown3.gif
36	2.92%	0.14	1.89%	Aug/31/12 7:29 AM	/images/courses_flag360.gif
33	2.67%	0.02	0.25%	Aug/31/12 7:29 AM	/images/atom_icon.gif
33	2.67%	0.02	0.23%	Aug/31/12 7:29 AM	/images/questions.gif
33	2.67%	0.25	3.28%	Aug/31/12 1:33 AM	/images/bkg_atom.jpg
32	2.59%	0.00	0.02%	Aug/31/12 7:29 AM	/images/arrows_r3.gif
29	2.35%	0.00	0.03%	Aug/31/12 1:33 AM	/images/footer_line.gif
6	0.49%	0.01	0.07%	Aug/31/12 1:33 AM	[not listed: 1 file]

Referrer Report

This report lists the referrers (where people followed links from, or pages which included this site's images).

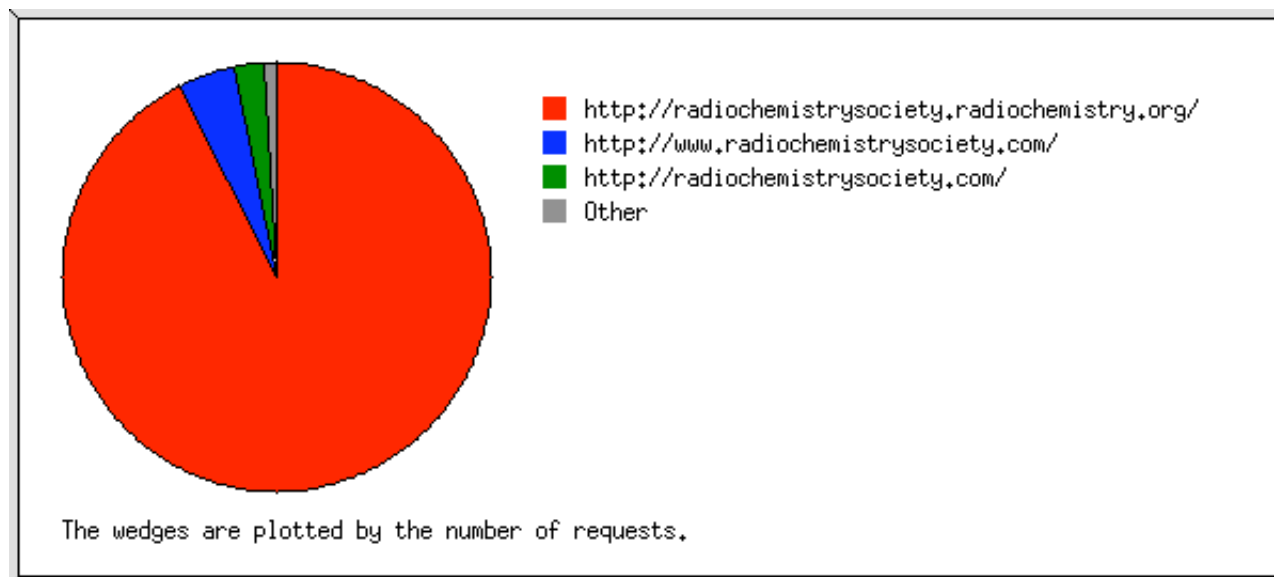


Listing referring URLs with at least 20 requests, sorted by the number of requests.

#reqs	%reqs	URL
434	92.54%	http://radiochemistrysociety.radiochemistry.org/
20	4.26%	http://www.radiochemistrysociety.com/
15	3.20%	[not listed: 5 URLs]

Referring Site Report

This report lists which servers people followed links from.



Listing referring sites, sorted by the number of requests.

#reqs	site
434	http://radiochemistrysociety.radiochemistry.org/
20	http://www.radiochemistrysociety.com/
11	http://radiochemistrysociety.com/
1	http://www.bing.com/
1	http://atom.chem.uw.edu.pl/
1	http://us.yhs4.search.yahoo.com/
1	http://us.search.yahoo.com/

Search Word Report

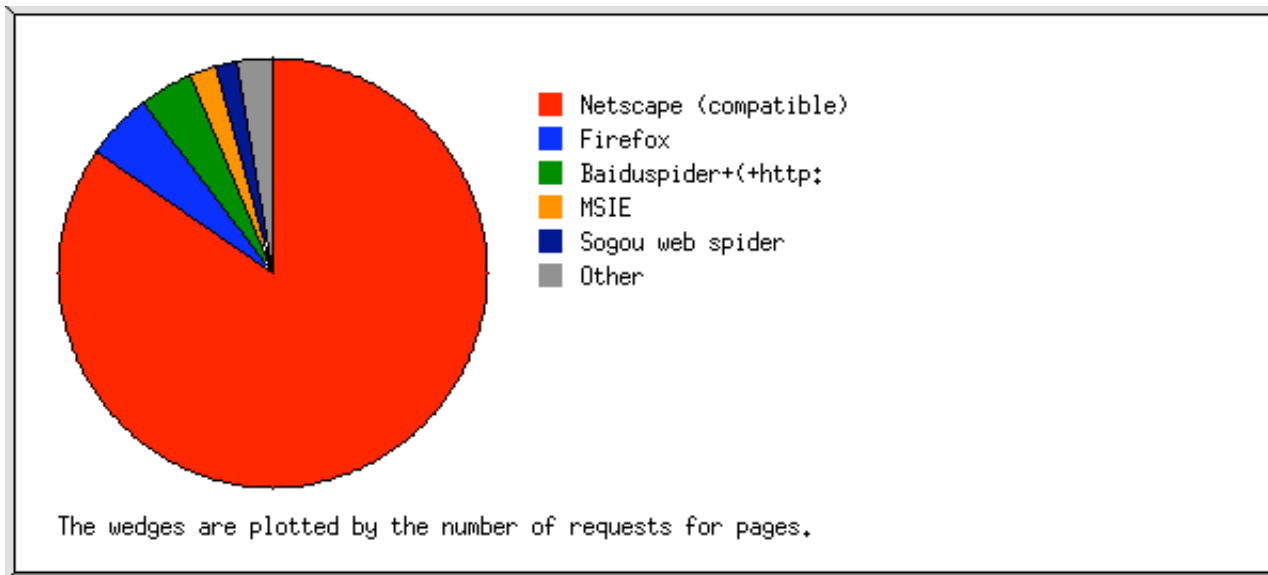
This report lists which words people used in search engines to find the site.

Listing query words, sorted by the number of requests.

#reqs	search term
2	radiochemistry

Browser Summary

This report lists the vendors of visitors' browsers.

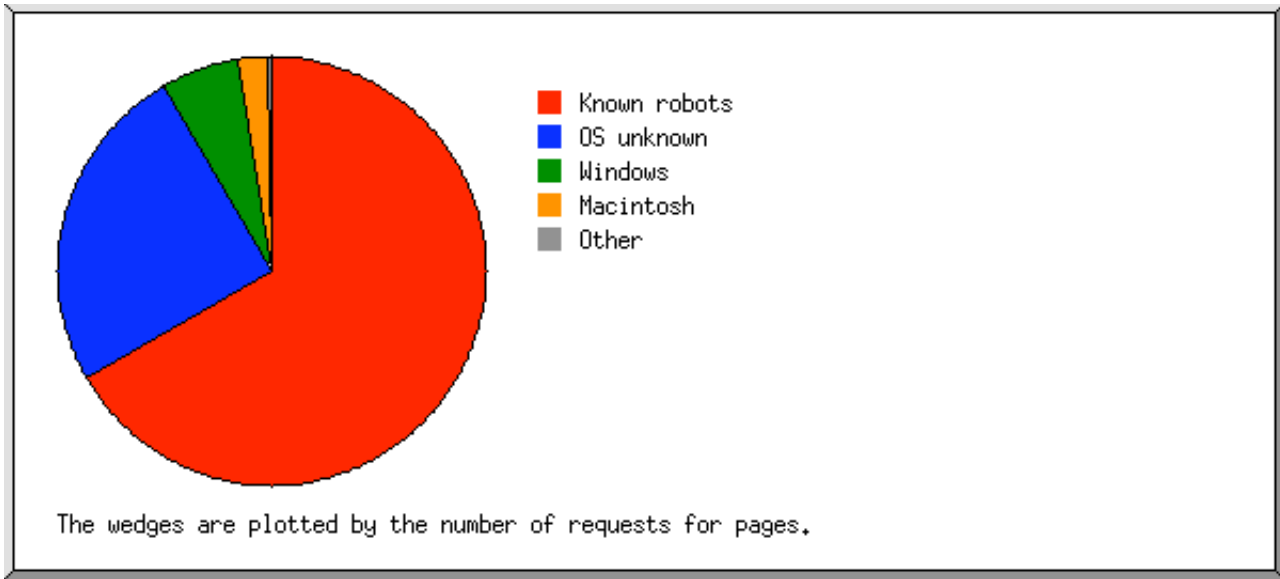


Listing browsers with at least 1 request for a page, sorted by the number of requests for pages.

#pages	%pages	#reqs	%reqs	Mbytes	%bytes	browser
650	84.64%	757	61.64%	5.23	69.79%	Netscape (compatible)
39	5.08%	225	18.32%	1.09	14.52%	Firefox
21	2.73%	21	1.71%	0.00	0.01%	Firefox/6
16	2.08%	189	15.39%	1.01	13.48%	Firefox/14
31	4.04%	31	2.52%	0.00	0.02%	Baiduspider+(+http:
31	4.04%	31	2.52%	0.00	0.02%	Baiduspider+(+http://www
15	1.95%	111	9.04%	0.56	7.46%	MSIE
13	1.69%	13	1.06%	0.12	1.60%	Sogou web spider
13	1.69%	13	1.06%	0.12	1.60%	Sogou web spider/4
6	0.78%	46	3.75%	0.23	3.08%	Safari
5	0.65%	5	0.41%	0.05	0.61%	Mozilla
2	0.26%	2	0.16%	0.01	0.12%	findlinks
2	0.26%	2	0.16%	0.02	0.25%	Netscape
2	0.26%	22	1.79%	0.11	1.50%	AdsBot-Google (+http:
1	0.13%	12	0.98%	0.06	0.80%	Opera
1	0.13%	1	0.08%	0.01	0.12%	Spider.TerraNautic.net
1	0.13%	1	0.08%	0.01	0.12%	Google-Site-Verification

Operating System Report

This report lists the operating systems used by visitors.



Listing operating systems with at least 5 requests for pages, sorted by the number of requests for pages.

#reqs	#pages	OS
619	512	Known robots
222	191	OS unknown
209	46	Windows
100	32	Windows XP
107	13	Unknown Windows
2	1	Windows Server 2003
163	17	Macintosh
15	2	[not listed: 1 OS]

This analysis was produced by analog 6.0.

Running time: 1 second.