



Web Server Statistics for Radiochemistry Society

Program started on Thu, Sep 06 2012 at 8:50 AM.

Analyzed requests from Tue, Jul 31 2012 at 8:23 AM to Fri, Aug 31 2012 at 7:54 AM (30.98 days).

General Summary

This report contains overall statistics.

Figures in parentheses refer to the 7-day period ending Sep 06 2012 at 8:50 AM.

Successful requests: 1,439 (49)

Average successful requests per day: 46 (6)

Successful requests for pages: 1,319 (42)

Average successful requests for pages per day: 42 (5)

Failed requests: 44 (1)

Redirected requests: 735 (35)

Distinct files requested: 185 (23)

Distinct hosts served: 297 (13)

Corrupt logfile lines: 105

Data transferred: 6.69 megabytes (228.11 kilobytes)

Average data transferred per day: 221.03 kilobytes (32.59 kilobytes)

Monthly Report

This report lists the activity in each month.

Each unit (■) represents 40 requests for pages or part thereof.

month	#pages	#reqs	Mbytes
Jul 2012	42	42	0.11
Aug 2012	1277	1397	6.57

Busiest month: Aug 2012 (1,277 requests for pages).

Weekly Report

This report lists the activity in each week.

Each unit (■) represents 15 requests for pages or part thereof.

week beg.	#pages	#reqs	Mbytes
Jul/29/12	186	187	0.82
Aug/ 5/12	331	345	1.22
Aug/12/12	273	286	1.50
Aug/19/12	324	385	2.29
Aug/26/12	205	236	0.86

Busiest week: week beginning Aug/ 5/12 (331 requests for pages).

Daily Summary

This report lists the total activity for each day of the week, summed over all the weeks in the report.

Each unit (■) represents 8 requests for pages or part thereof.

day	#pages	#reqs	Mbytes	
Sun	105	107	0.30	■
Mon	139	163	0.54	■
Tue	171	180	0.51	■
Wed	285	335	2.27	■
Thu	276	281	0.94	■
Fri	237	261	1.78	■
Sat	106	112	0.35	■

Hourly Summary

This report lists the total activity for each hour of the day, summed over all the days in the report.

Each unit (■) represents 4 requests for pages or part thereof.

hour	#pages	#reqs	Mbytes	
0	51	54	0.24	■
1	46	47	0.23	■
2	59	64	0.28	■
3	65	67	0.24	■
4	57	65	0.27	■
5	83	83	0.17	■
6	95	99	0.39	■
7	54	72	0.31	■
8	65	86	0.52	■
9	44	64	0.26	■
10	114	121	1.00	■
11	52	52	0.38	■
12	55	58	0.20	■
13	48	48	0.13	■
14	49	49	0.10	■
15	39	53	0.30	■
16	42	43	0.29	■
17	39	40	0.19	■
18	40	40	0.20	■
19	36	36	0.09	■
20	38	44	0.16	■
21	41	42	0.08	■
22	62	64	0.48	■
23	45	48	0.15	■

Domain Report

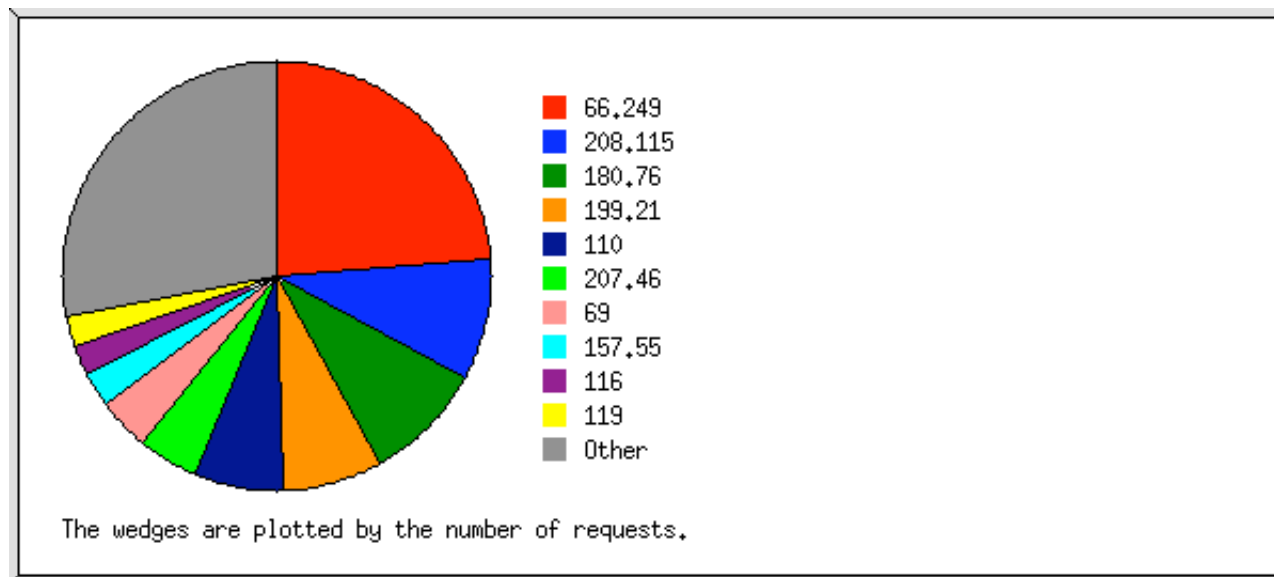
This report lists the countries of the computers which requested files.

Listing domains, sorted by the amount of traffic.

#pages	%pages	#reqs	%reqs	Mbytes	%bytes	domain
1319	100%	1439	100%	6.69	100%	[unresolved numerical addresses]

Organization Report

This report lists the organizations of the computers which requested files.

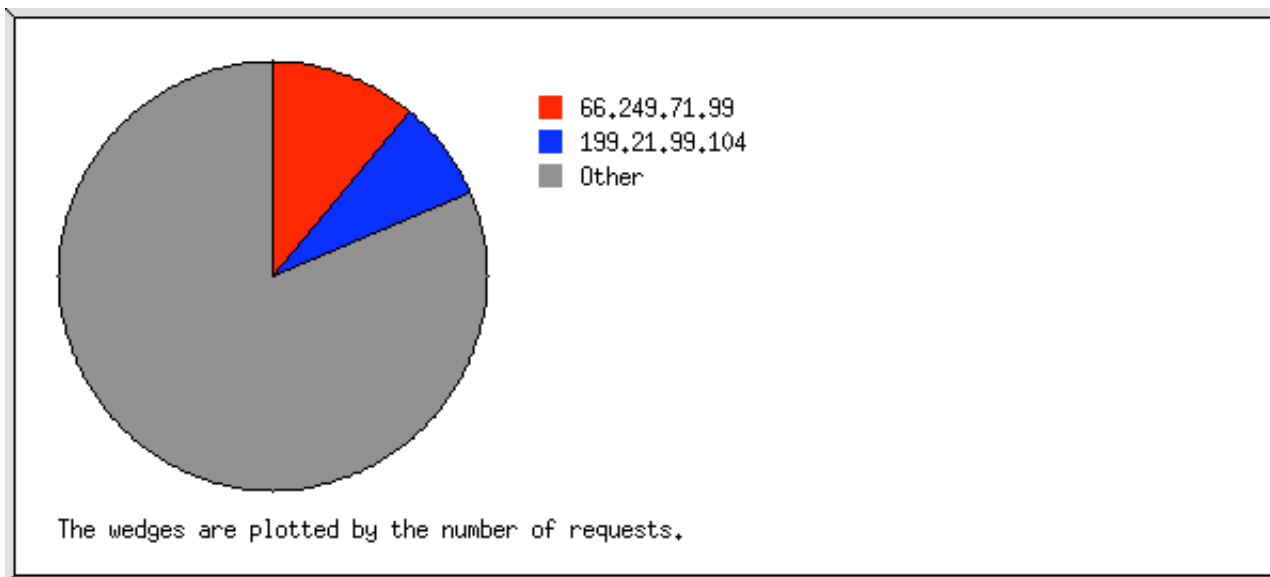


Listing the top 20 organizations by the number of requests, sorted by the number of requests.

#pages	%pages	#reqs	%reqs	Mbytes	%bytes	organization
332	25.17%	342	23.77%	1.33	19.95%	66.249
132	10.01%	132	9.17%	0.61	9.17%	208.115
130	9.86%	130	9.03%	0.24	3.65%	180.76
107	8.11%	107	7.44%	0.26	3.86%	199.21
97	7.35%	97	6.74%	0.27	4.00%	110
65	4.93%	65	4.52%	0.05	0.80%	207.46
34	2.58%	57	3.96%	0.23	3.42%	69
39	2.96%	39	2.71%	0.04	0.65%	157.55
33	2.50%	33	2.29%	0.08	1.24%	116
33	2.50%	33	2.29%	0.01	0.11%	119
28	2.12%	28	1.95%	0.07	1.07%	213.186
11	0.83%	28	1.95%	0.14	2.09%	64.134
24	1.82%	24	1.67%	0.03	0.50%	65.52
22	1.67%	22	1.53%	0.07	1.01%	123
19	1.44%	19	1.32%	0.10	1.53%	95
19	1.44%	19	1.32%	0.19	2.82%	178.238
12	0.91%	19	1.32%	0.24	3.59%	180.153
14	1.06%	17	1.18%	0.16	2.45%	205.203
16	1.21%	16	1.11%	0.02	0.35%	218.93
6	0.45%	13	0.90%	0.08	1.20%	141.0
146	11.07%	199	13.83%	2.44	36.55%	[not listed: 58 organizations]

Host Report

This report lists the computers which requested files.

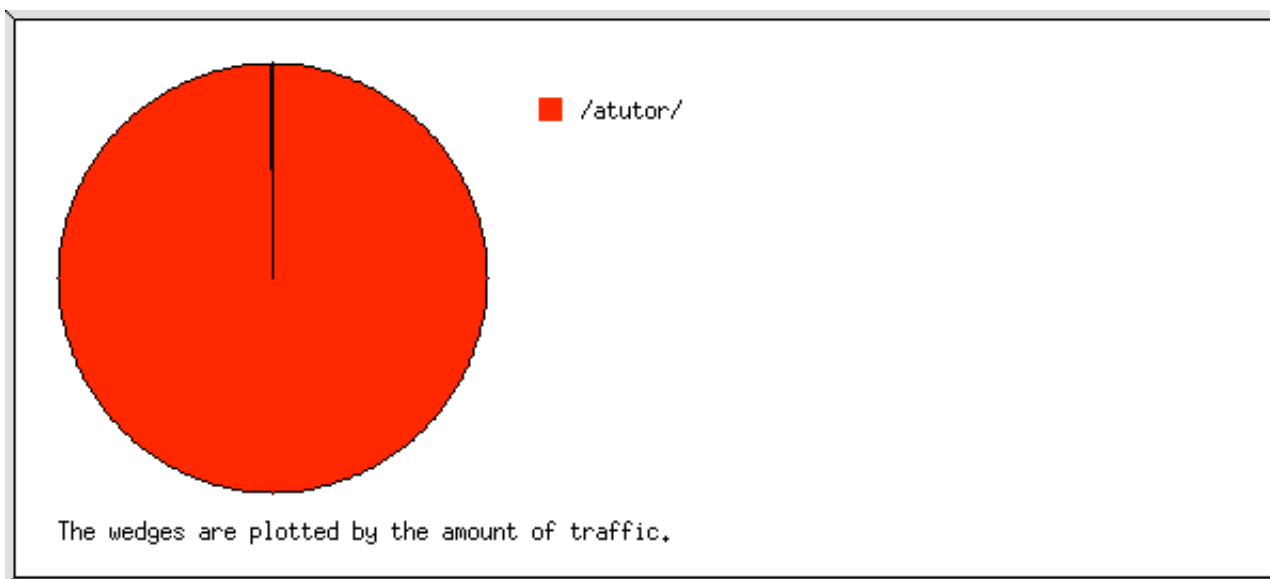


Listing hosts with at least 100 requests, sorted alphabetically.

#pages	%pages	#reqs	%reqs	Mbytes	%bytes	host
160	12.13%	161	11.19%	0.44	6.56%	66.249.71.99
107	8.11%	107	7.44%	0.26	3.86%	199.21.99.104
1052	79.76%	1171	81.38%	5.99	89.58%	[not listed: 295 hosts]

Directory Report

This report lists the directories from which files were requested. (The figures for each directory include all of its subdirectories.)



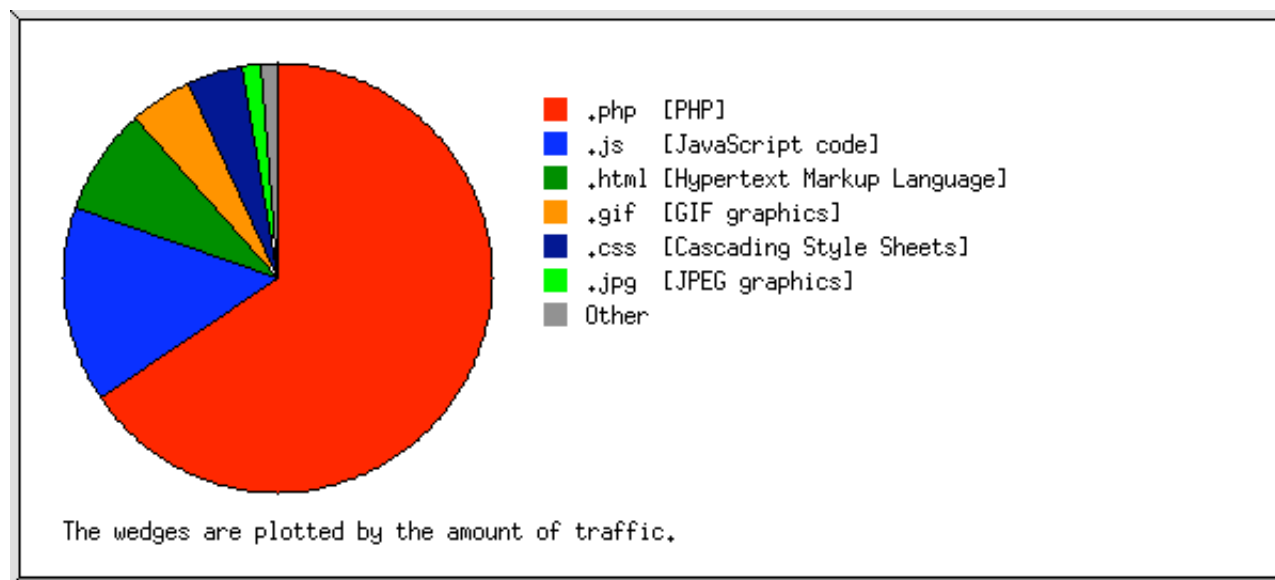
Listing directories with at least 0.01% of the traffic, sorted by the amount of traffic.

⋮ ⋮ ⋮ ⋮ ⋮ ⋮

#pages	%pages	#reqs	%reqs	Mbytes	%bytes	directory
996	75.51%	1114	77.41%	6.68	99.85%	/atutor/
323	24.49%	323	22.45%	0.01	0.14%	[root directory]
0		2	0.14%	0.00	0.01%	/images/

File Type Report

This report lists the extensions of files.

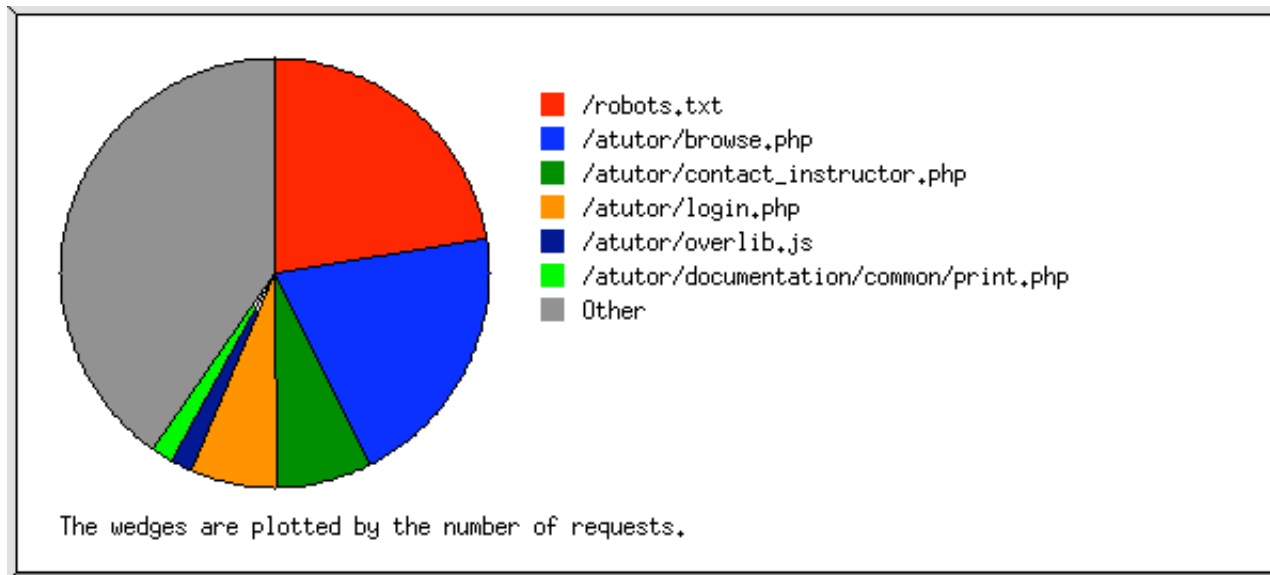


Listing extensions with at least 0.1% of the traffic, sorted by the amount of traffic.

#reqs	%reqs	Mbytes	%bytes	extension
939	65.25%	4.37	65.39%	.php [PHP]
24	1.67%	1.00	14.90%	.js [JavaScript code]
12	0.83%	0.54	8.05%	.html [Hypertext Markup Language]
49	3.41%	0.32	4.79%	.gif [GIF graphics]
44	3.06%	0.28	4.21%	.css [Cascading Style Sheets]
16	1.11%	0.09	1.39%	.jpg [JPEG graphics]
3	0.21%	0.03	0.47%	.swf
18	1.25%	0.03	0.38%	[directories]
325	22.59%	0.02	0.24%	.txt [Plain text]
8	0.56%	0.01	0.10%	.ico
1	0.07%	0.01	0.08%	[not listed: 1 extension]

Request Report

This report lists the files on the site.

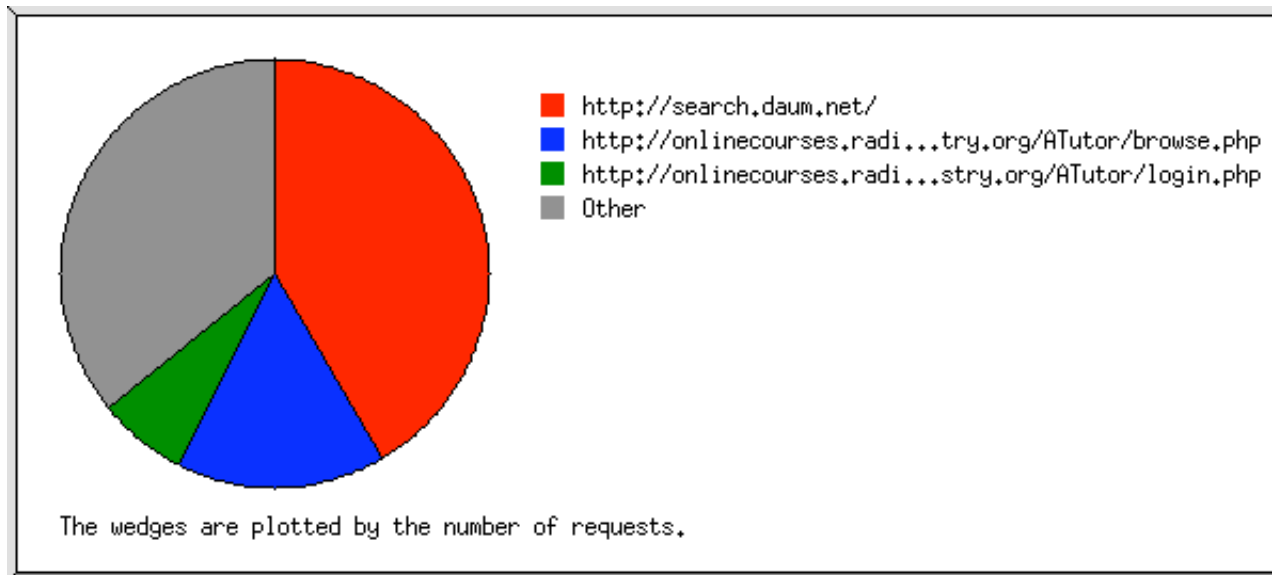


Listing files with at least 20 requests, sorted by the number of requests.

#reqs	%reqs	Mbytes	%bytes	last time	file
323	22.45%	0.01	0.14%	Aug/31/12 5:02 AM	/robots.txt
290	20.15%	1.15	17.22%	Aug/31/12 7:24 AM	/atutor/browse.php
104	7.23%	0.44	6.55%	Aug/31/12 7:54 AM	/atutor/contact_instructor.php
92	6.39%	0.44	6.59%	Aug/31/12 7:24 AM	/atutor/login.php
24	1.67%	1.00	14.90%	Aug/31/12 7:24 AM	/atutor/overlib.js
23	1.60%	1.29	19.34%	Aug/30/12 10:37 PM	/atutor/documentation/common/print.php
583	40.51%	2.36	35.25%	Aug/31/12 7:25 AM	[not listed: 179 files]

Referrer Report

This report lists the referrers (where people followed links from, or pages which included this site's images).

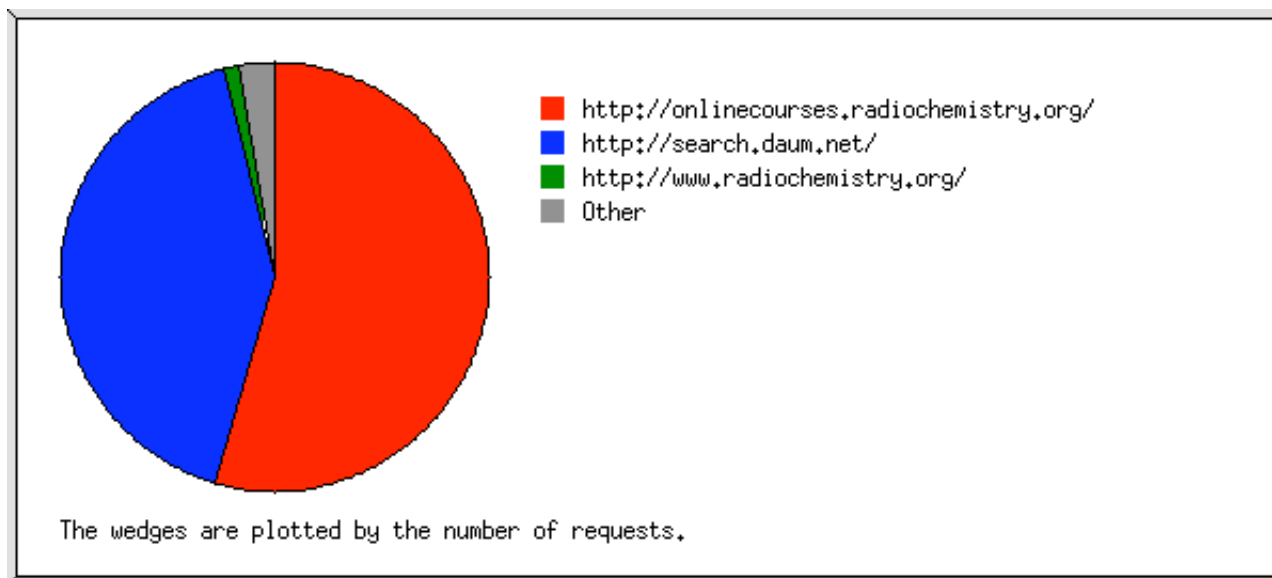


Listing referring URLs with at least 20 requests, sorted by the number of requests.

#reqs	%reqs	URL
130	41.67%	http://search.daum.net/
49	15.71%	http://onlinecourses.radiochemistry.org/ATutor/browse.php
21	6.73%	http://onlinecourses.radiochemistry.org/ATutor/login.php
112	35.90%	[not listed: 38 URLs]

Referring Site Report

This report lists which servers people followed links from.



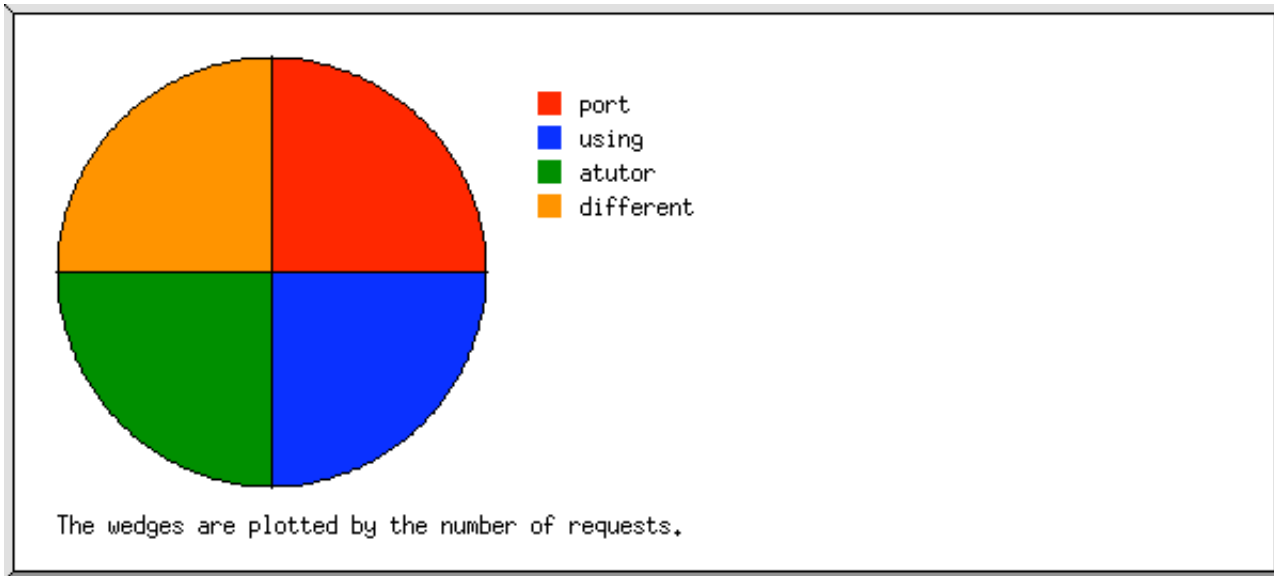
Listing referring sites, sorted by the number of requests.

#reqs	site
170	http://onlinecourses.radiochemistry.org/
130	http://search.daum.net/
4	http://www.radiochemistry.org/
2	http://www.google.com/

2 http://translate.googleusercontent.com/
1 http://www.bing.com/
1 http://translate.google.cz/
1 http://207.45.186.235/
1 http://www.google.com.tw/

Search Word Report

This report lists which words people used in search engines to find the site.

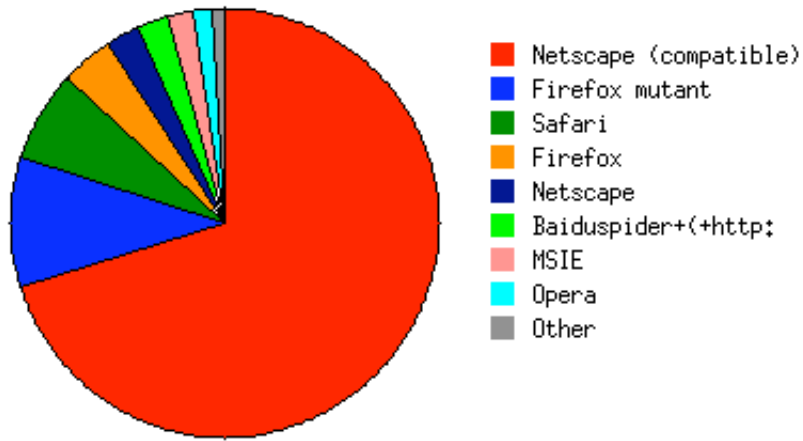


Listing query words, sorted by the number of requests.

<u>#reqs</u>	<u>search term</u>
2	port
2	using
2	atutor
2	different

Browser Summary

This report lists the vendors of visitors' browsers.



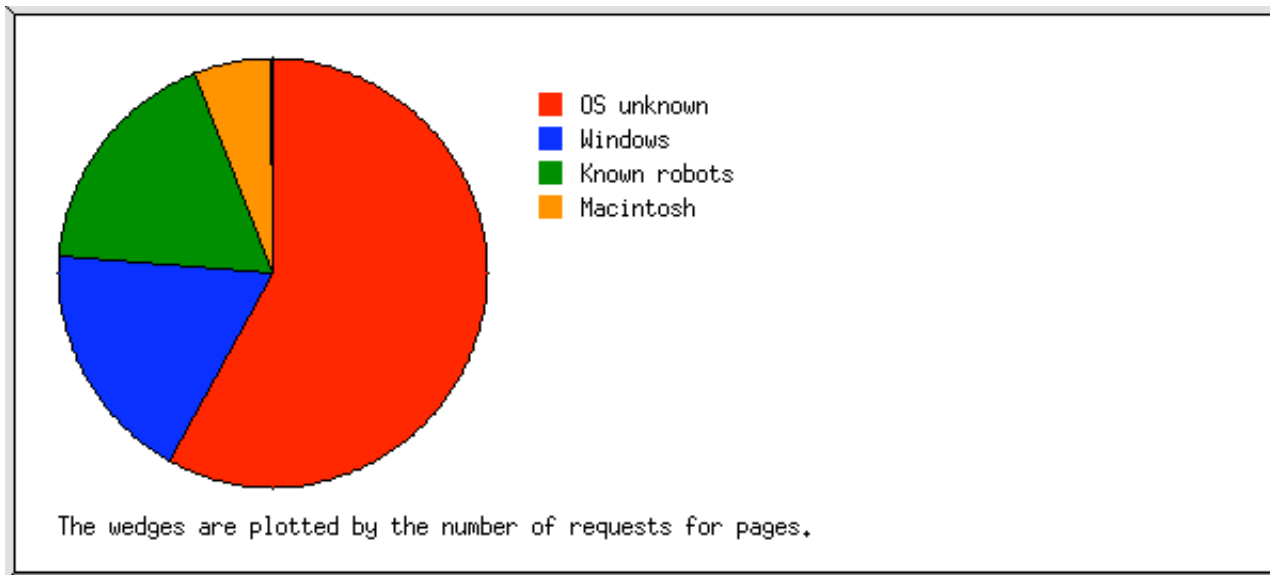
The wedges are plotted by the number of requests for pages.

Listing browsers with at least 1 request for a page, sorted by the number of requests for pages.

#pages	%pages	#reqs	%reqs	Mbytes	%bytes	browser
924	70.05%	951	66.09%	3.46	51.69%	Netscape (compatible)
130	9.86%	130	9.03%	0.35	5.24%	Firefox mutant
92	6.97%	136	9.45%	0.65	9.73%	Safari
46	3.49%	46	3.20%	0.12	1.85%	Safari/6531
31	2.35%	54	3.75%	0.22	3.23%	Safari/533
13	0.99%	34	2.36%	0.28	4.16%	Safari/537
52	3.94%	63	4.38%	0.56	8.45%	Firefox
23	1.74%	23	1.60%	0.36	5.38%	Firefox/3
21	1.59%	21	1.46%	0.00	0.01%	Firefox/6
34	2.58%	34	2.36%	0.70	10.54%	Netscape
27	2.05%	27	1.88%	0.69	10.38%	Netscape/4
31	2.35%	31	2.15%	0.00	0.01%	Baiduspider+(+http:
31	2.35%	31	2.15%	0.00	0.01%	Baiduspider+(+http://www
26	1.97%	55	3.82%	0.57	8.50%	MSIE
13	0.99%	13	0.90%	0.22	3.22%	MSIE/6
19	1.44%	26	1.81%	0.14	2.13%	Opera
10	0.76%	17	1.18%	0.13	1.94%	Opera/9
4	0.30%	4	0.28%	0.01	0.09%	SeznamBot
2	0.15%	2	0.14%	0.01	0.18%	DoCoMo
2	0.15%	2	0.14%	0.00	0.05%	COMODOSpider
2	0.15%	2	0.14%	0.08	1.14%	linkdex.com
1	0.08%	1	0.07%	0.00		nutch-1.4
0		2	0.14%	0.15	2.24%	[not listed: 1 browser]

Operating System Report

This report lists the operating systems used by visitors.



Listing operating systems with at least 5 requests for pages, sorted by the number of requests for pages.

#reqs	#pages	OS
792	764	OS unknown
299	240	Windows
191	160	<i>Unknown Windows</i>
107	79	<i>Windows XP</i>
1	1	<i>Windows NT</i>
245	237	Known robots
100	77	Macintosh
3	1	[not listed: 1 OS]

This analysis was produced by analog 6.0.

Running time: 1 second.