



Web Server Statistics for Radiochemistry Society

Program started on Wed, Aug 01 2012 at 7:04 AM.

Analyzed requests from Sat, Jun 30 2012 at 8:42 AM to Tue, Jul 31 2012 at 7:44 AM (30.96 days).

General Summary

This report contains overall statistics.

Figures in parentheses refer to the 7-day period ending Aug 01 2012 at 7:04 AM.

Successful requests: 1,205 (267)

Average successful requests per day: 38 (38)

Successful requests for pages: 793 (167)

Average successful requests for pages per day: 25 (23)

Distinct files requested: 16 (16)

Distinct hosts served: 306 (108)

Data transferred: 8.02 megabytes (1.71 megabytes)

Average data transferred per day: 265.21 kilobytes (249.60 kilobytes)

Monthly Report

This report lists the activity in each month.

Each unit (■) represents 30 requests for pages or part thereof.

month	#pages	#reqs	Mbytes
Jun 2012	20	34	0.21
Jul 2012	773	1171	7.81

Busiest month: Jul 2012 (773 requests for pages).

Weekly Report

This report lists the activity in each week.

Each unit (■) represents 8 requests for pages or part thereof.

week beg.	#pages	#reqs	Mbytes
Jun/24/12	20	34	0.21
Jul/ 1/12	157	237	1.61
Jul/ 8/12	186	257	1.83
Jul/15/12	166	311	1.92
Jul/22/12	198	246	1.69
Jul/29/12	66	120	0.75

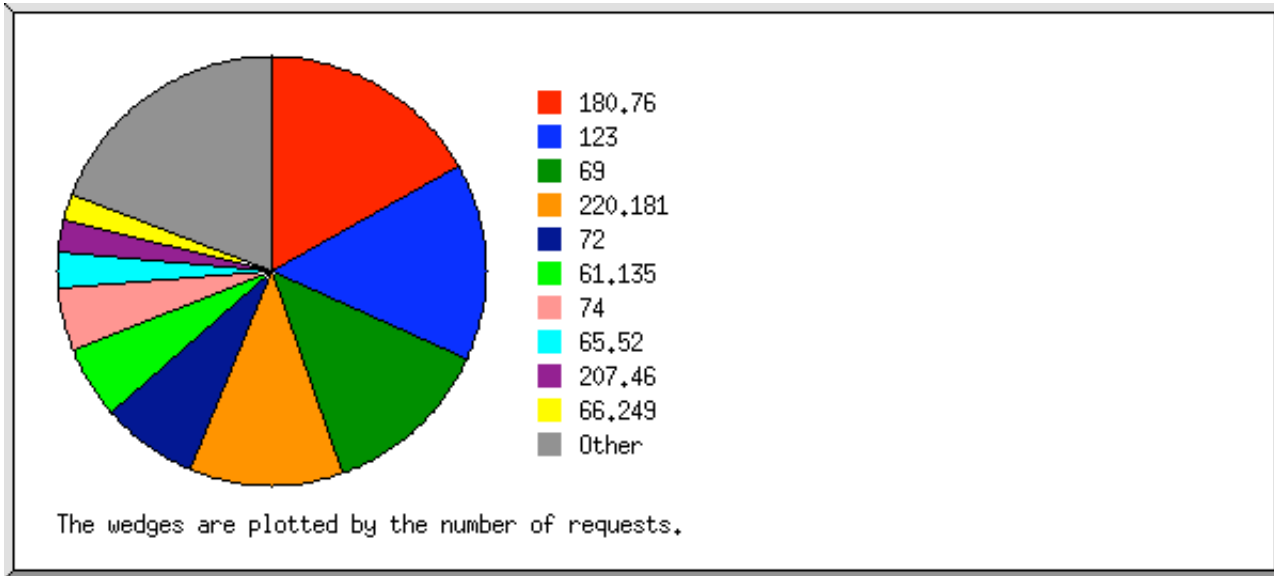
Busiest week: week beginning Jul/22/12 (198 requests for pages).

Daily Summary

#pages	%pages	#reqs	%reqs	Mbytes	%bytes	domain
793	100%	1205	100%	8.02	100%	[unresolved numerical addresses]

Organization Report

This report lists the organizations of the computers which requested files.

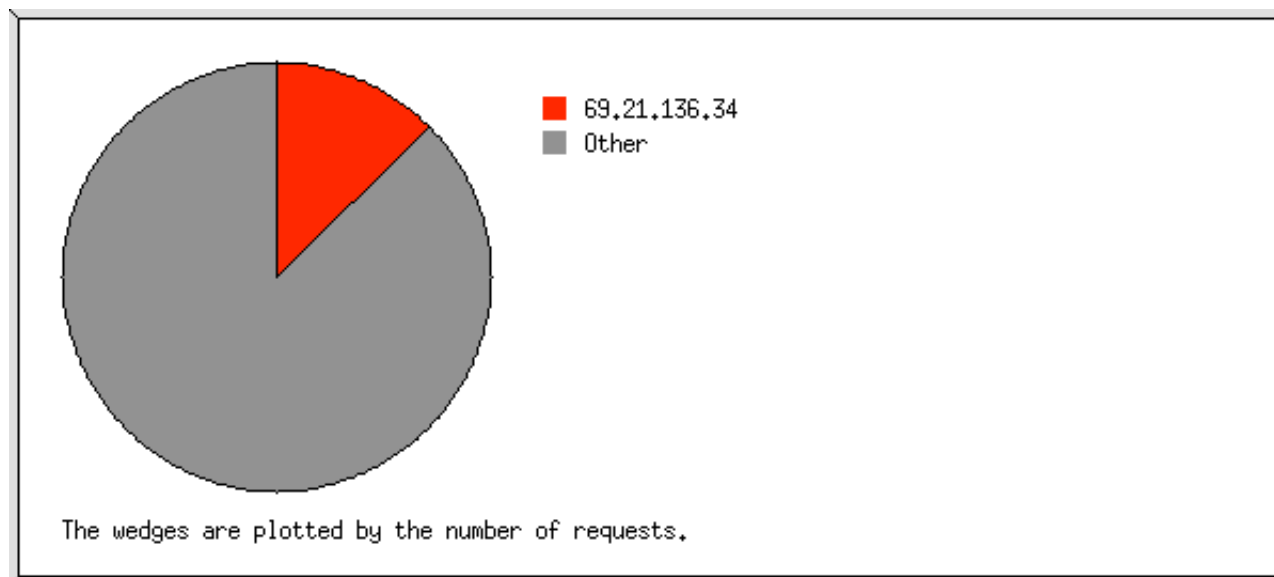


Listing the top 20 organizations by the number of requests, sorted by the number of requests.

#pages	%pages	#reqs	%reqs	Mbytes	%bytes	organization
204	25.73%	205	17.01%	1.67	20.83%	180.76
178	22.45%	178	14.77%	1.37	17.12%	123
15	1.89%	153	12.70%	0.98	12.20%	69
138	17.40%	140	11.62%	1.28	15.93%	220.181
8	1.01%	87	7.22%	0.44	5.45%	72
66	8.32%	66	5.48%	0.59	7.35%	61.135
4	0.50%	59	4.90%	0.27	3.40%	74
32	4.04%	32	2.66%	0.11	1.38%	65.52
30	3.78%	30	2.49%	0.14	1.73%	207.46
23	2.90%	23	1.91%	0.09	1.16%	66.249
5	0.63%	18	1.49%	0.09	1.07%	95
17	2.14%	17	1.41%	0.08	1.04%	199.21
1	0.13%	16	1.33%	0.08	0.95%	195.242
1	0.13%	16	1.33%	0.07	0.90%	75
2	0.25%	16	1.33%	0.08	0.97%	98
1	0.13%	15	1.24%	0.07	0.85%	83
1	0.13%	14	1.16%	0.07	0.84%	78
14	1.77%	14	1.16%	0.06	0.81%	176.9
1	0.13%	14	1.16%	0.07	0.84%	2
1	0.13%	14	1.16%	0.07	0.84%	165.86
51	6.43%	78	6.47%	0.35	4.35%	[not listed: 19 organizations]

Host Report

This report lists the computers which requested files.

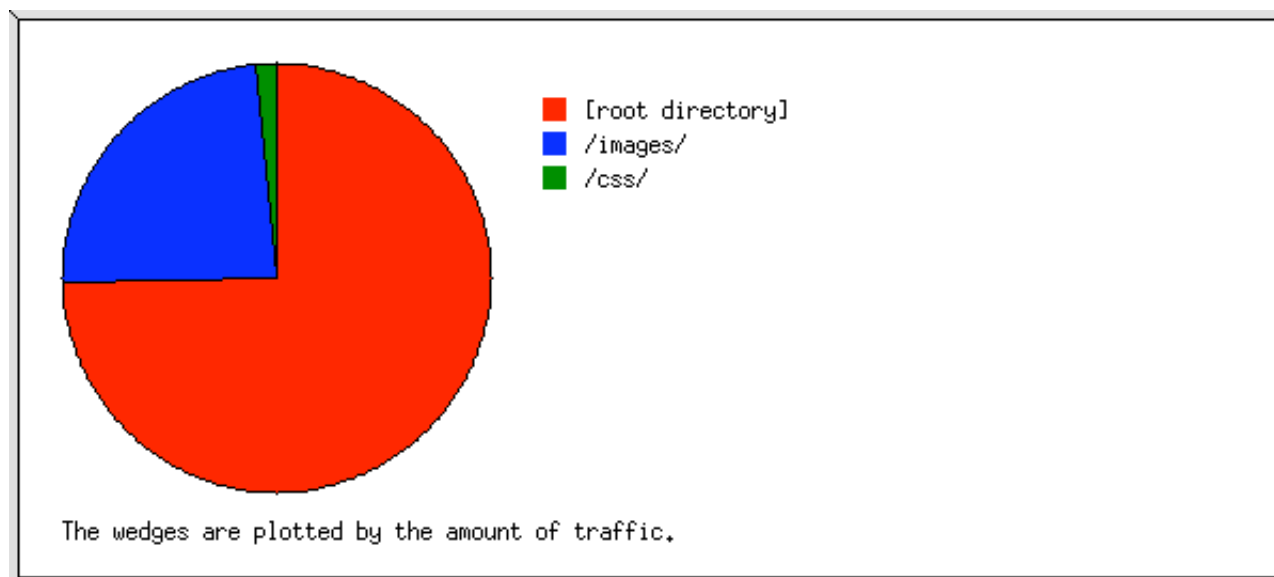


Listing hosts with at least 100 requests, sorted alphabetically.

#pages	%pages	#reqs	%reqs	Mbytes	%bytes	host
15	1.89%	153	12.70%	0.98	12.20%	69.21.136.34
778	98.11%	1052	87.30%	7.04	87.80%	[not listed: 305 hosts]

Directory Report

This report lists the directories from which files were requested. (The figures for each directory include all of its subdirectories.)

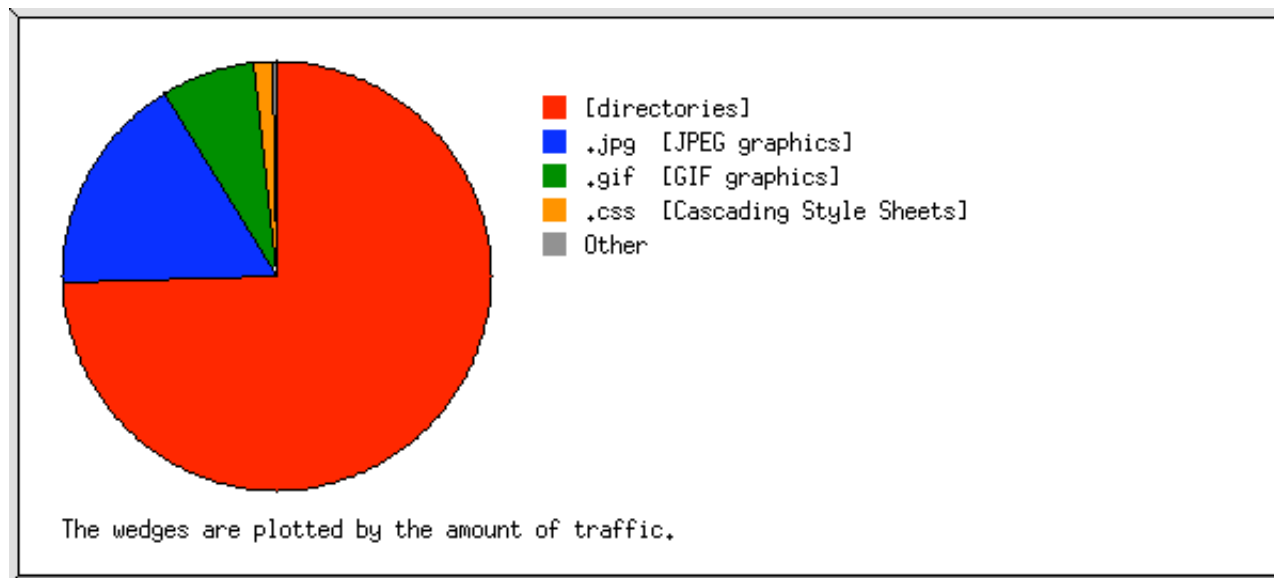


Listing directories with at least 0.01% of the traffic, sorted by the amount of traffic.

#pages	%pages	#reqs	%reqs	Mbytes	%bytes	directory
793	100%	801	66.47%	5.98	74.54%	[root directory]
0		371	30.79%	1.92	23.97%	/images/
0		33	2.74%	0.12	1.49%	/css/

File Type Report

This report lists the extensions of files.

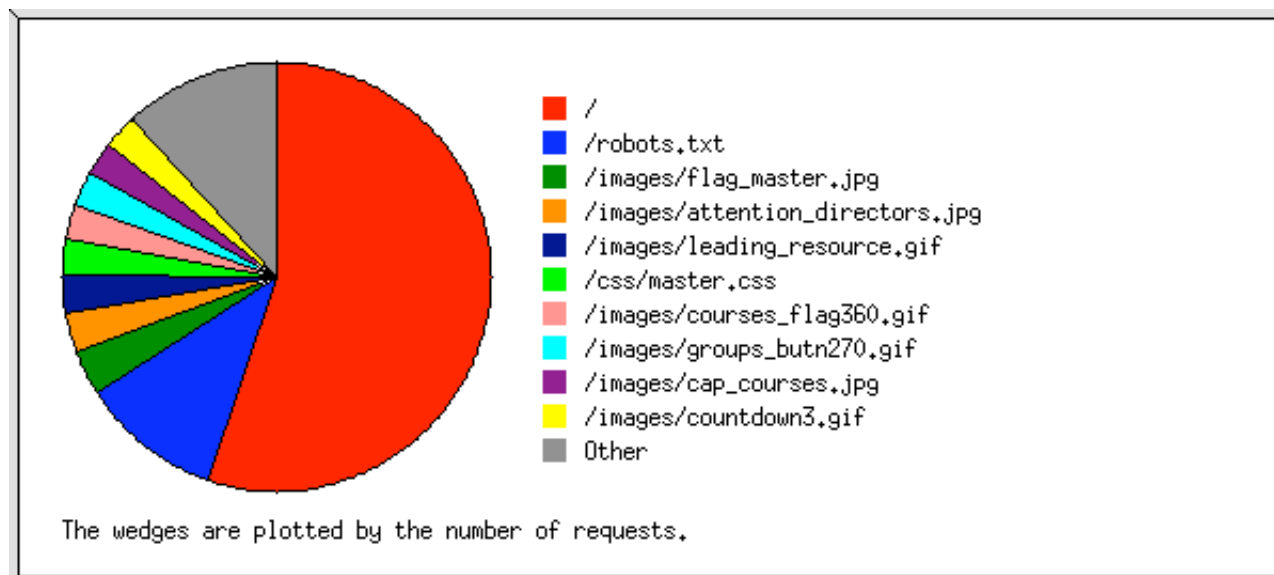


Listing extensions with at least 0.1% of the traffic, sorted by the amount of traffic.

#reqs	%reqs	Mbytes	%bytes	extension
664	55.10%	5.96	74.37%	[directories]
138	11.45%	1.35	16.89%	.jpg [JPEG graphics]
233	19.34%	0.57	7.09%	.gif [GIF graphics]
33	2.74%	0.12	1.49%	.css [Cascading Style Sheets]
137	11.37%	0.01	0.16%	[not listed: 2 extensions]

Request Report

This report lists the files on the site.

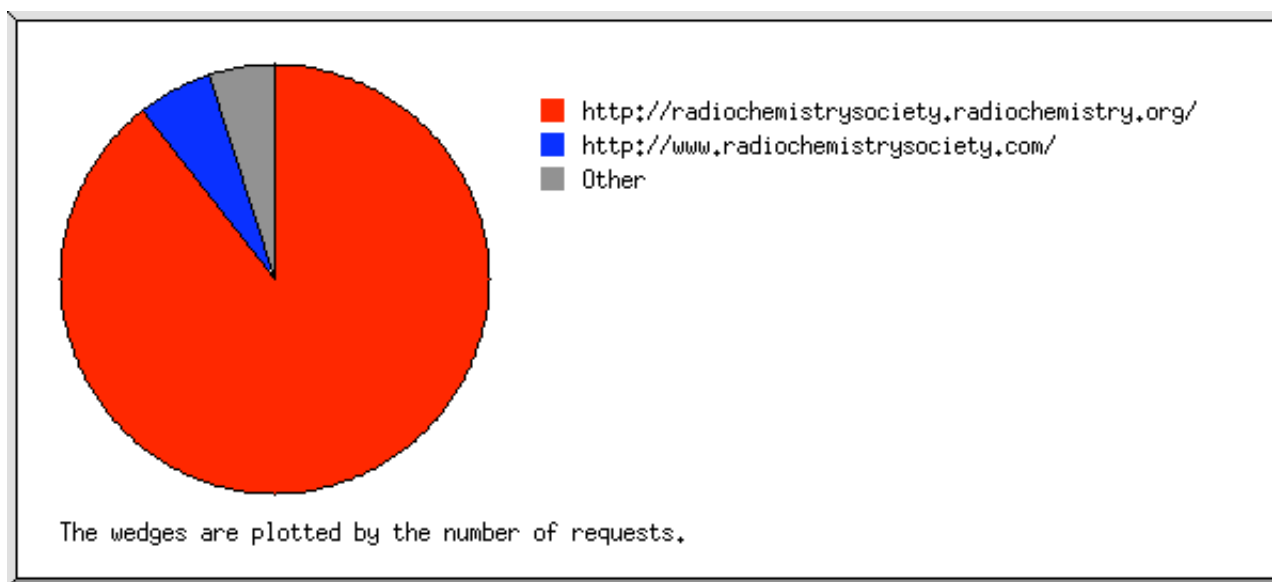


Listing files with at least 20 requests, sorted by the number of requests.

#reqs	%reqs	Mbytes	%bytes	last time	file
664	55.10%	5.96	74.37%	Jul/31/12 7:44 AM	/
129	10.71%	0.01	0.08%	Jul/31/12 6:14 AM	/robots.txt
41	3.40%	0.68	8.47%	Jul/31/12 7:44 AM	/images/flag_master.jpg
36	2.99%	0.35	4.33%	Jul/31/12 7:44 AM	/images/attention_directors.jpg
34	2.82%	0.23	2.88%	Jul/31/12 7:44 AM	/images/leading_resource.gif
33	2.74%	0.12	1.49%	Jul/31/12 7:44 AM	/css/master.css
32	2.66%	0.13	1.57%	Jul/31/12 7:44 AM	/images/courses_flag360.gif
31	2.57%	0.08	0.98%	Jul/31/12 7:44 AM	/images/groups_butn270.gif
31	2.57%	0.10	1.29%	Jul/31/12 7:44 AM	/images/cap_courses.jpg
31	2.57%	0.10	1.23%	Jul/31/12 7:44 AM	/images/countdown3.gif
30	2.49%	0.22	2.79%	Jul/31/12 7:44 AM	/images/bkg_atom.jpg
28	2.32%	0.02	0.20%	Jul/31/12 7:44 AM	/images/atom_icon.gif
28	2.32%	0.01	0.18%	Jul/31/12 7:44 AM	/images/questions.gif
27	2.24%	0.00	0.02%	Jul/31/12 7:44 AM	/images/arrows_r3.gif
22	1.83%	0.00	0.02%	Jul/31/12 7:44 AM	/images/footer_line.gif
8	0.66%	0.01	0.09%	Jul/30/12 1:34 PM	[not listed: 1 file]

Referrer Report

This report lists the referrers (where people followed links from, or pages which included this site's images).

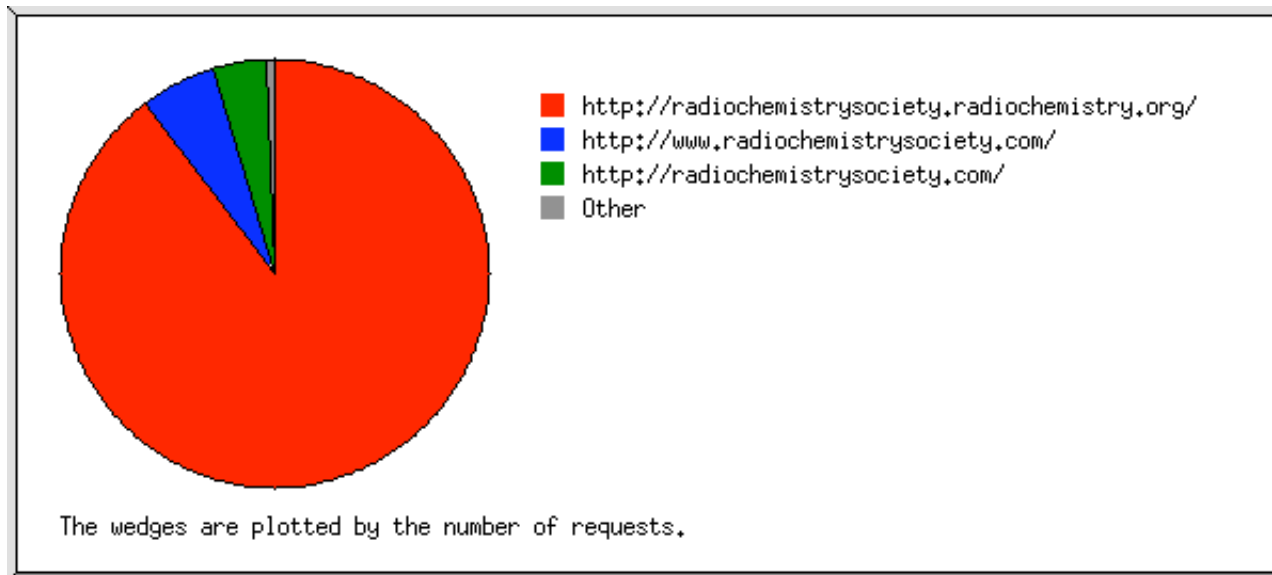


Listing referring URLs with at least 20 requests, sorted by the number of requests.

#reqs	%reqs	URL
329	89.40%	http://radiochemistrysociety.radiochemistry.org/
21	5.71%	http://www.radiochemistrysociety.com/
18	4.89%	[not listed: 4 URLs]

Referring Site Report

This report lists which servers people followed links from.

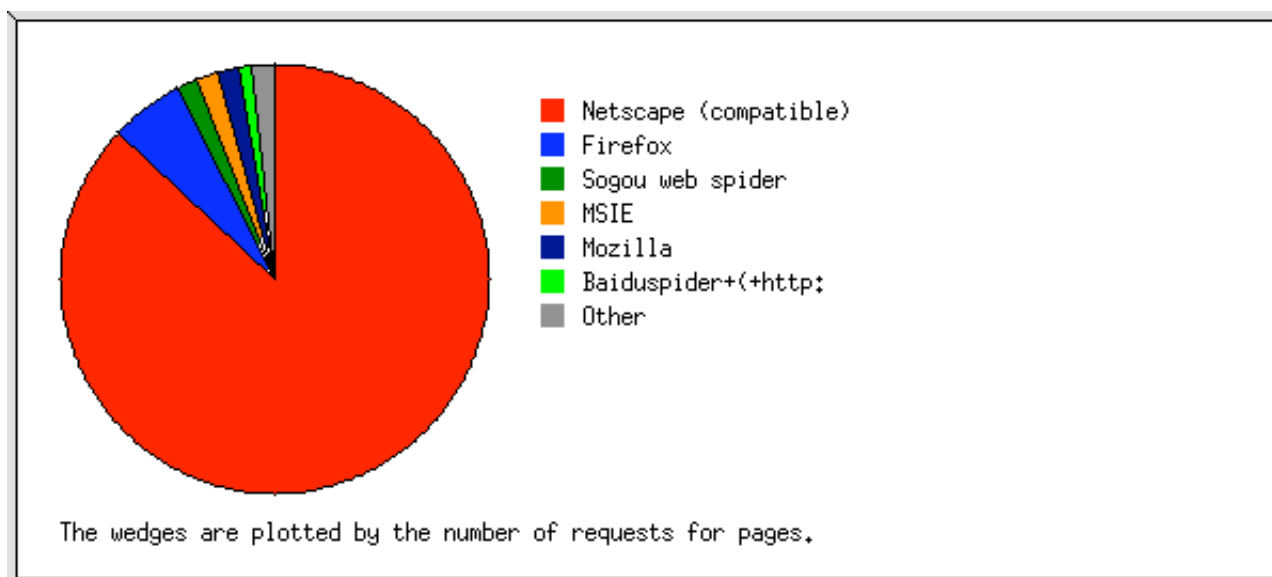


Listing referring sites, sorted by the number of requests.

#reqs	site
330	http://radiochemistrysociety.radiochemistry.org/
21	http://www.radiochemistrysociety.com/
15	http://radiochemistrysociety.com/
1	http://atom.chem.uw.edu.pl/
1	http://search.yahoo.com/

Browser Summary

This report lists the vendors of visitors' browsers.



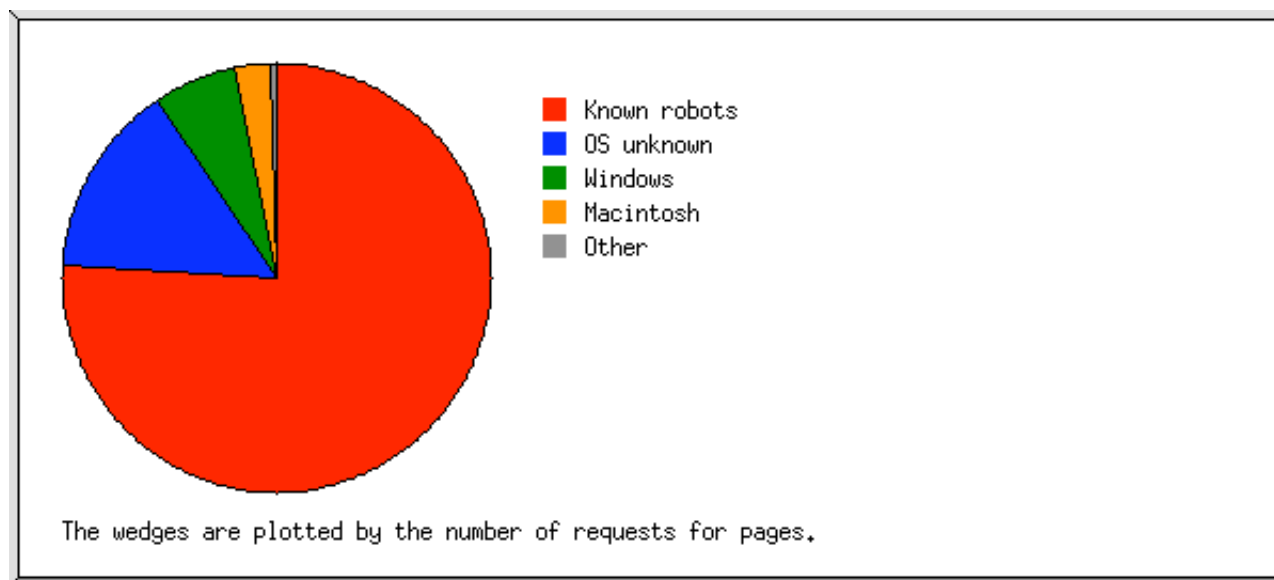
Listing browsers with at least 1 request for a page, sorted by the number of requests for pages.

#pages	%pages	#reqs	%reqs	Mbytes	%bytes	browser
681	86.97%	804	67.28%	5.88	73.44%	Netscape (compatible)
43	5.49%	218	18.24%	1.18	14.74%	Firefox
24	3.07%	24	2.01%	0.00	0.01%	Firefox/6

10	1.28%	122	10.21%	0.72	9.01%	Firefox/13
13	1.66%	13	1.09%	0.12	1.49%	Sogou web spider
13	1.66%	13	1.09%	0.12	1.49%	Sogou web spider/4
13	1.66%	86	7.20%	0.43	5.31%	MSIE
12	1.53%	12	1.00%	0.10	1.26%	Mozilla
8	1.02%	8	0.67%	0.00		Baiduspider+(+http:
6	0.77%	7	0.59%	0.06	0.70%	Safari
4	0.51%	44	3.68%	0.23	2.82%	AdsBot-Google (+http:
2	0.26%	2	0.17%	0.01	0.12%	Wotbox
1	0.13%	1	0.08%	0.01	0.11%	Google-Site-Verification

Operating System Report

This report lists the operating systems used by visitors.



Listing operating systems with at least 5 requests for pages, sorted by the number of requests for pages.

#reqs	#pages	OS
691	594	Known robots
181	115	OS unknown
160	50	Windows
89	35	Windows XP
71	15	Unknown Windows
160	21	Macintosh
3	3	[not listed: 1 OS]

This analysis was produced by analog 6.0.

Running time: 1 second.