



Web Server Statistics for Radiochemistry Society

Program started on Wed, Aug 01 2012 at 7:02 AM.

Analyzed requests from Sat, Jun 30 2012 at 9:06 AM to Tue, Jul 31 2012 at 7:32 AM (30.93 days).

General Summary

This report contains overall statistics.

Figures in parentheses refer to the 7-day period ending Aug 01 2012 at 7:02 AM.

Successful requests: 1,866 (504)

Average successful requests per day: 60 (71)

Successful requests for pages: 1,763 (482)

Average successful requests for pages per day: 56 (68)

Failed requests: 118 (16)

Redirected requests: 711 (108)

Distinct files requested: 159 (147)

Distinct hosts served: 290 (85)

Corrupt logfile lines: 162

Data transferred: 7.85 megabytes (2.04 megabytes)

Average data transferred per day: 259.75 kilobytes (298.05 kilobytes)

Monthly Report

This report lists the activity in each month.

Each unit (■) represents 60 requests for pages or part thereof.

month	#pages	#reqs	Mbytes
Jun 2012	61	61	0.15
Jul 2012	1702	1805	7.70

Busiest month: Jul 2012 (1,702 requests for pages).

Weekly Report

This report lists the activity in each week.

Each unit (■) represents 15 requests for pages or part thereof.

week beg.	#pages	#reqs	Mbytes
Jun/24/12	61	61	0.15
Jul/ 1/12	280	302	1.17
Jul/ 8/12	379	391	2.48
Jul/15/12	391	408	1.39
Jul/22/12	378	425	1.43
Jul/29/12	274	279	1.24

Busiest week: week beginning Jul/15/12 (391 requests for pages).

Daily Summary

This report lists the total activity for each day of the week, summed over all the weeks in the report.

Each unit (■) represents 15 requests for pages or part thereof.

day	#pages	#reqs	Mbytes
Sun	384	396	1.89
Mon	217	224	1.12
Tue	250	286	0.93
Wed	219	225	1.15
Thu	258	269	0.83
Fri	205	225	0.89
Sat	230	241	1.04

Hourly Summary

This report lists the total activity for each hour of the day, summed over all the days in the report.

Each unit (■) represents 5 requests for pages or part thereof.

hour	#pages	#reqs	kbytes
0	85	86	326.56
1	63	63	267.21
2	54	57	266.39
3	85	85	182.83
4	66	74	332.96
5	46	46	147.91
6	77	85	454.41
7	68	68	303.69
8	62	63	763.82
9	55	72	363.56
10	100	110	466.58
11	100	108	302.52
12	58	58	306.09
13	57	57	244.67
14	74	74	316.44
15	110	114	742.48
16	160	161	674.72
17	68	94	204.00
18	52	55	300.74
19	54	55	98.13
20	75	75	237.24
21	66	78	317.93
22	64	64	192.76
23	64	64	221.73

Domain Report

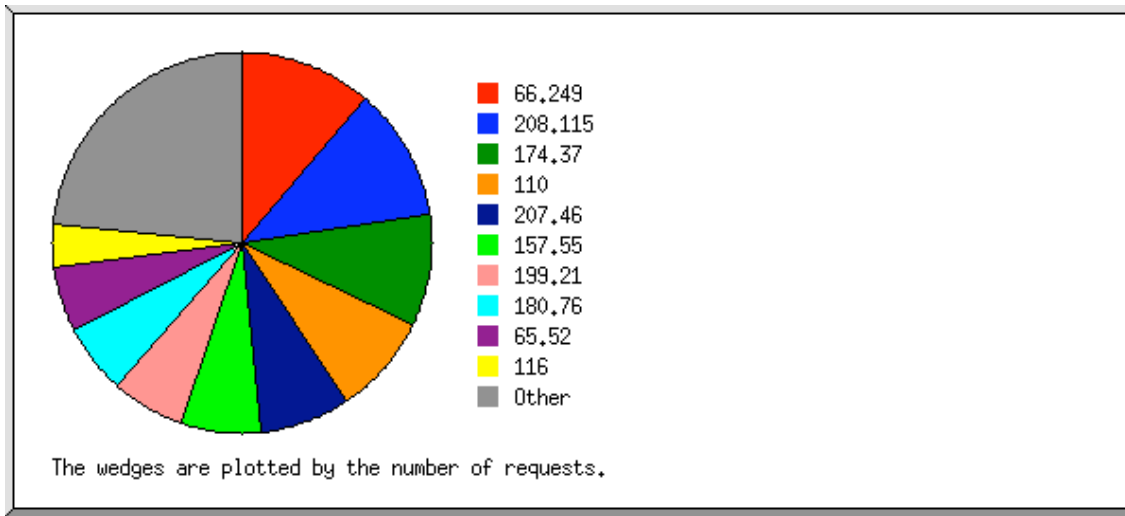
This report lists the countries of the computers which requested files.

Listing domains, sorted by the amount of traffic.

#pages	%pages	#reqs	%reqs	Mbytes	%bytes	domain
1763	100%	1866	100%	7.85	100%	[unresolved numerical addresses]

Organization Report

This report lists the organizations of the computers which requested files.

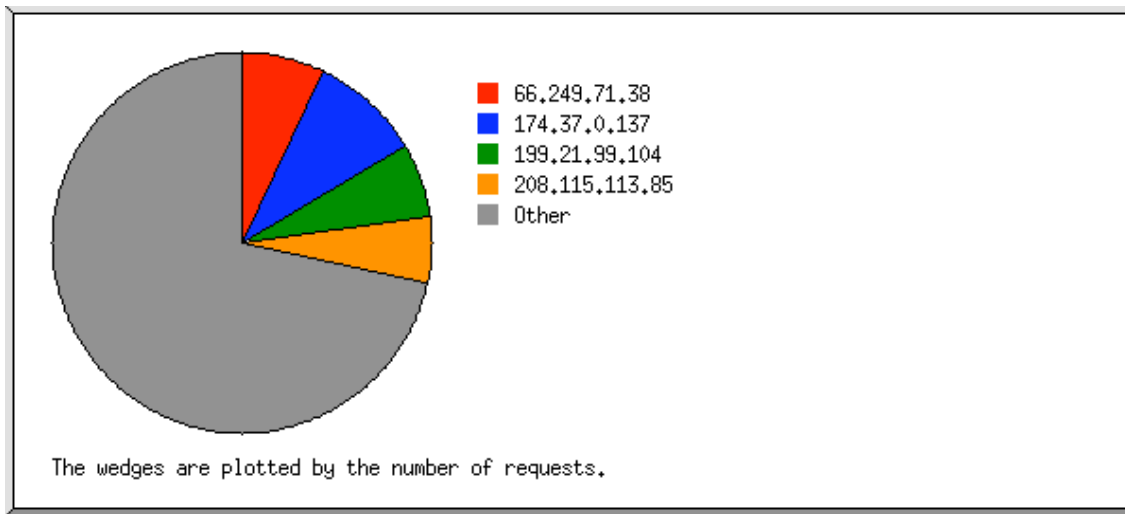


Listing the top 20 organizations by the number of requests, sorted by the number of requests.

#pages	%pages	#reqs	%reqs	Mbytes	%bytes	organization
204	11.57%	214	11.47%	1.04	13.26%	66.249
208	11.80%	208	11.15%	1.16	14.73%	208.115
173	9.81%	177	9.49%	0.92	11.72%	174.37
159	9.02%	159	8.52%	0.43	5.47%	110
140	7.94%	143	7.66%	0.20	2.59%	207.46
125	7.09%	128	6.86%	0.22	2.77%	157.55
115	6.52%	115	6.16%	0.37	4.77%	199.21
111	6.30%	111	5.95%	0.32	4.05%	180.76
105	5.96%	105	5.63%	0.11	1.45%	65.52
67	3.80%	67	3.59%	0.25	3.21%	116
42	2.38%	42	2.25%	0.15	1.87%	173.242
36	2.04%	36	1.93%	0.12	1.51%	213.186
4	0.23%	30	1.61%	0.08	1.06%	65.255
27	1.53%	27	1.45%	0.00	0.03%	123
18	1.02%	18	0.96%	0.15	1.92%	212.117
14	0.79%	17	0.91%	0.16	2.09%	205.203
14	0.79%	17	0.91%	0.16	2.09%	208.138
16	0.91%	16	0.86%	0.02	0.30%	218.93
7	0.40%	15	0.80%	0.09	1.21%	24.38
12	0.68%	12	0.64%	0.28	3.63%	74
166	9.42%	209	11.20%	1.59	20.26%	[not listed: 57 organizations]

Host Report

This report lists the computers which requested files.

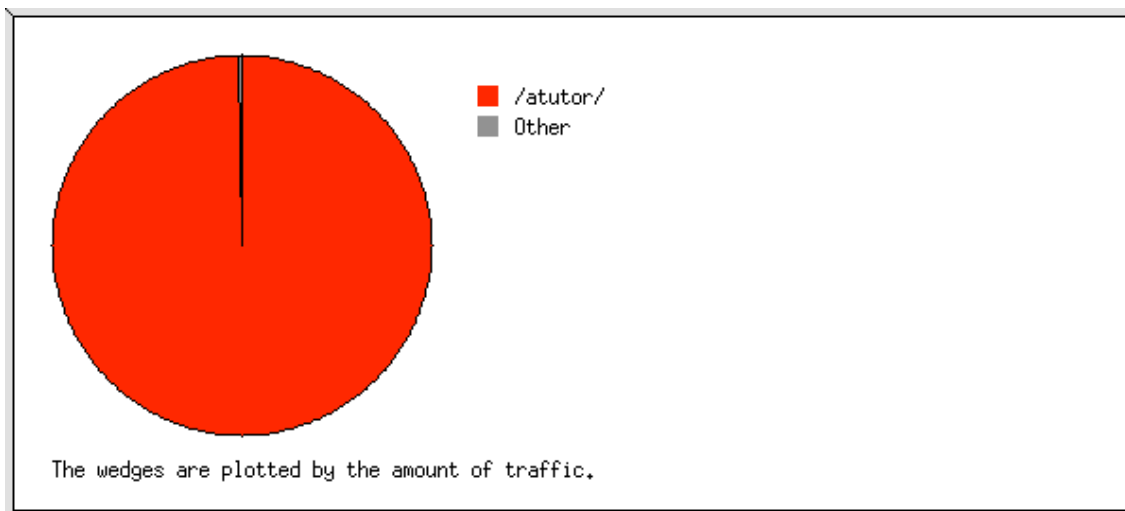


Listing hosts with at least 100 requests, sorted alphabetically.

#pages	%pages	#reqs	%reqs	Mbytes	%bytes	host
126	7.15%	133	7.13%	0.55	6.98%	66.249.71.38
173	9.81%	177	9.49%	0.92	11.72%	174.37.0.137
115	6.52%	115	6.16%	0.37	4.77%	199.21.99.104
107	6.07%	107	5.73%	0.87	11.14%	208.115.113.85
1242	70.45%	1334	71.49%	5.13	65.39%	[not listed: 286 hosts]

Directory Report

This report lists the directories from which files were requested. (The figures for each directory include all of its subdirectories.)

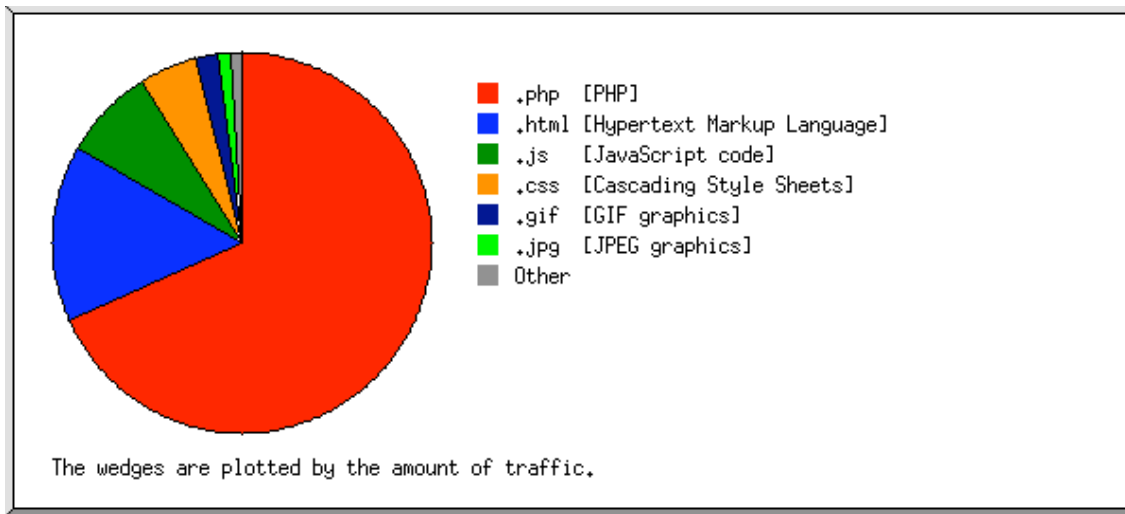


Listing directories with at least 0.01% of the traffic, sorted by the amount of traffic.

#pages	%pages	#reqs	%reqs	Mbytes	%bytes	directory
1264	71.70%	1367	73.26%	7.83	99.82%	/atutor/
499	28.30%	499	26.74%	0.01	0.18%	[root directory]

File Type Report

This report lists the extensions of files.

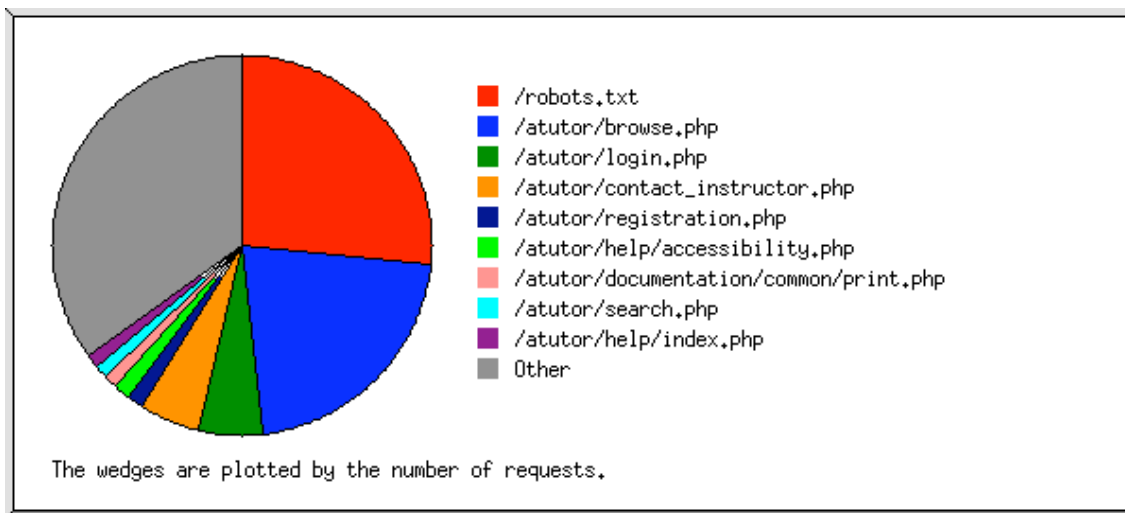


Listing extensions with at least 0.1% of the traffic, sorted by the amount of traffic.

#reqs	%reqs	Mbytes	%bytes	extension
1192	63.88%	5.36	68.25%	.php [PHP]
27	1.45%	1.18	14.97%	.html [Hypertext Markup Language]
16	0.86%	0.62	7.94%	.js [JavaScript code]
52	2.79%	0.39	4.96%	.css [Cascading Style Sheets]
34	1.82%	0.15	1.94%	.gif [GIF graphics]
10	0.54%	0.08	1.04%	.jpg [JPEG graphics]
24	1.29%	0.03	0.42%	[directories]
501	26.85%	0.02	0.27%	.txt [Plain text]
3	0.16%	0.01	0.13%	.htm [Hypertext Markup Language]
7	0.38%	0.01	0.08%	[not listed: 1 extension]

Request Report

This report lists the files on the site.



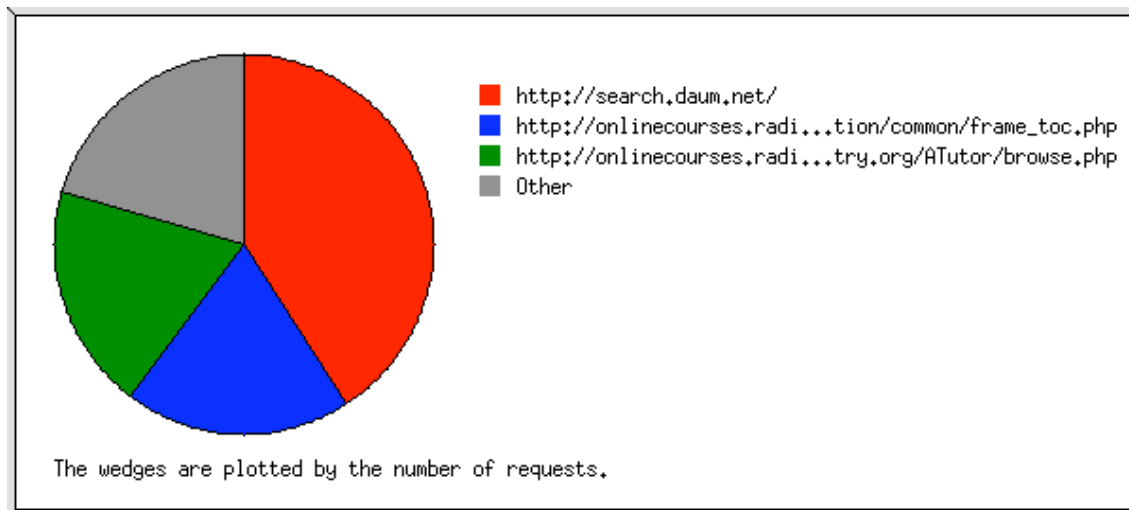
Listing files with at least 20 requests, sorted by the number of requests.

#reqs	%reqs	Mbytes	%bytes	last time	file
499	26.74%	0.01	0.18%	Jul/31/12 7:31 AM	/robots.txt
399	21.38%	1.61	20.49%	Jul/31/12 4:01 AM	/atutor/browse.php
102	5.47%	0.53	6.80%	Jul/31/12 4:48 AM	/atutor/login.php

26	5.44%	0.02	0.45%	Jul/29/12 6:20 PM	/atutor/contact/instructor.php
25	1.34%	0.21	2.73%	Jul/30/12 3:11 PM	/atutor/help/accessibility.php
23	1.23%	1.36	17.33%	Jul/29/12 4:38 PM	/atutor/documentation/common/print.php
22	1.18%	0.08	1.03%	Jul/29/12 3:27 PM	/atutor/search.php
20	1.07%	0.09	1.16%	Jul/29/12 3:39 PM	/atutor/help/index.php
653	34.99%	3.50	44.56%	Jul/31/12 7:32 AM	[not listed: 150 files]

Referrer Report

This report lists the referrers (where people followed links from, or pages which included this site's images).

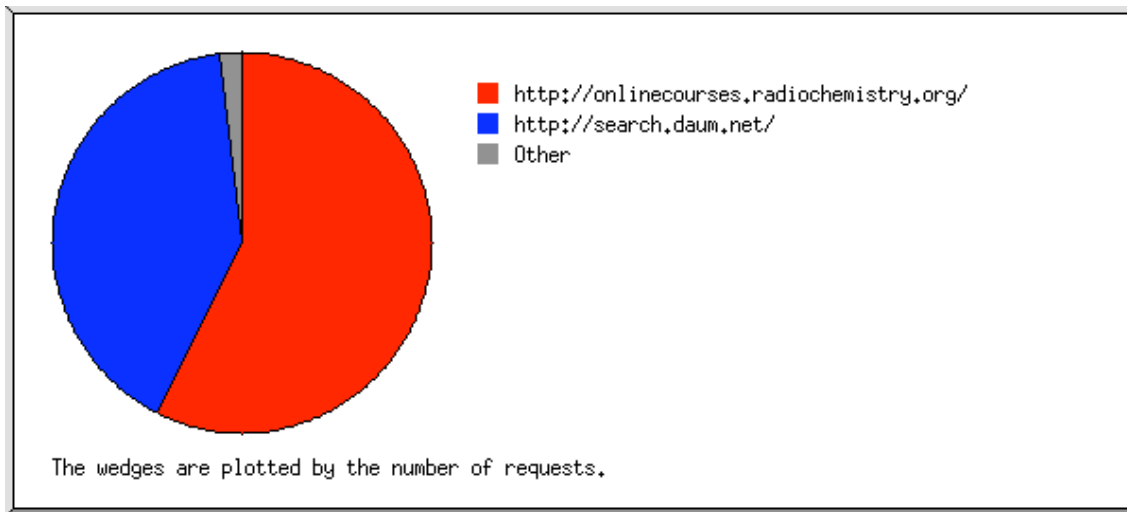


Listing referring URLs with at least 20 requests, sorted by the number of requests.

#reqs	%reqs	URL
232	40.92%	http://search.daum.net/
109	19.22%	http://onlinecourses.radiochemistry.org/ATutor/documentation/common/frame_toc.php
59	10.41%	http://onlinecourses.radiochemistry.org/ATutor/documentation/common/frame_toc.php?instructor
36	6.35%	http://onlinecourses.radiochemistry.org/ATutor/documentation/common/frame_toc.php?admin
14	2.47%	http://onlinecourses.radiochemistry.org/ATutor/documentation/common/frame_toc.php?general
109	19.22%	http://onlinecourses.radiochemistry.org/ATutor/browse.php
117	20.63%	[not listed: 33 URLs]

Referring Site Report

This report lists which servers people followed links from.



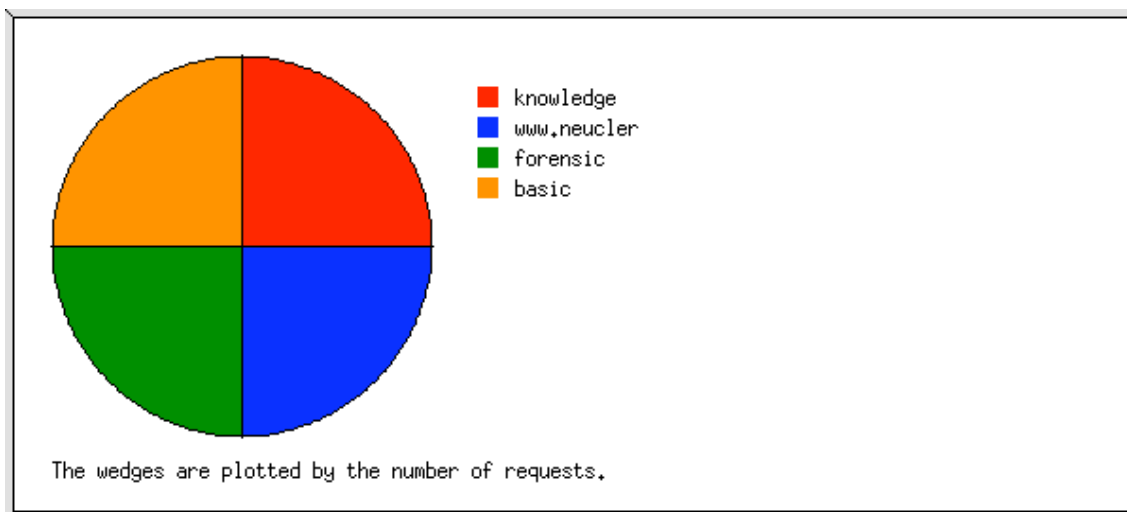
Listing referring sites, sorted by the number of requests.

#reqs site

325	http://onlinecourses.radiochemistry.org/
232	http://search.daum.net/
4	http://www.radiochemistry.org/
2	http://www.google.ca/
1	http://zippic.info/
1	http://www.google.cz/
1	http://www.google.com/
1	http://radiochemistry.org/

Search Word Report

This report lists which words people used in search engines to find the site.



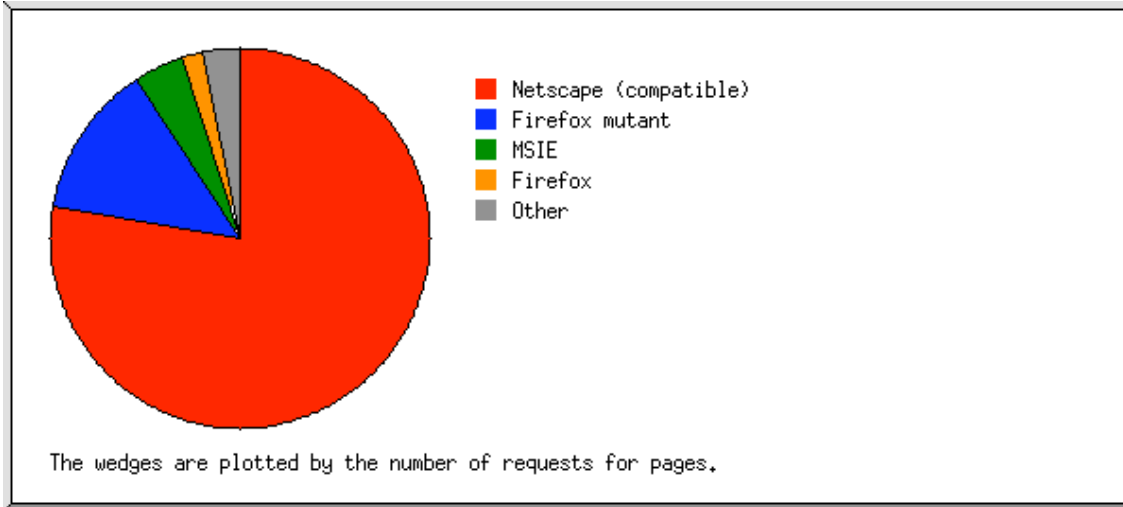
Listing query words, sorted by the number of requests.

#reqs search term

1	knowledge
1	www.neucler
1	forensic
1	basic

Browser Summary

This report lists the vendors of visitors' browsers.

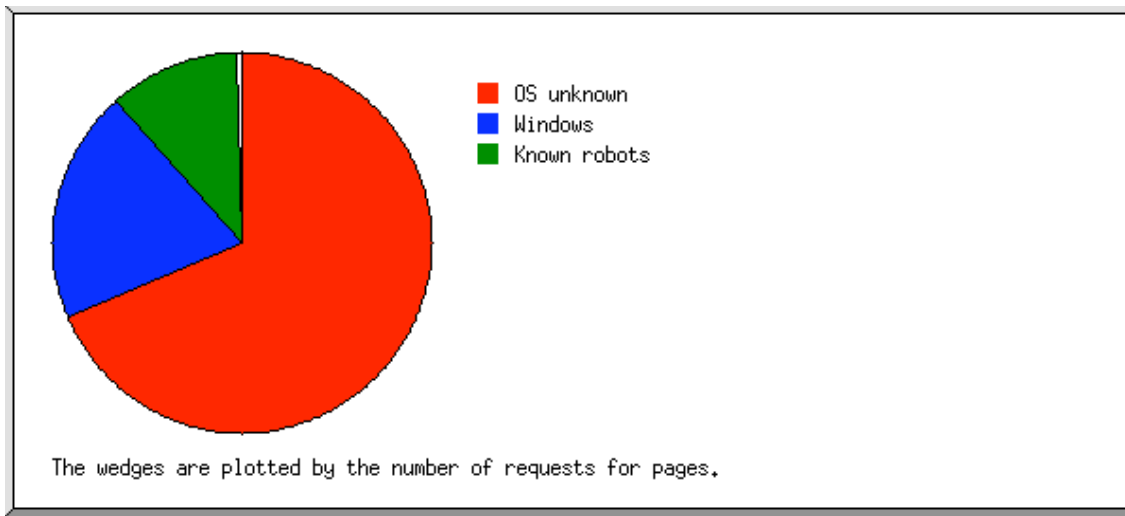


Listing browsers with at least 1 request for a page, sorted by the number of requests for pages.

#pages	%pages	#reqs	%reqs	Mbytes	%bytes	browser
1364	77.63%	1395	75.00%	5.61	71.56%	Netscape (compatible)
232	13.20%	232	12.47%	0.71	9.04%	Firefox mutant
75	4.27%	110	5.91%	0.91	11.56%	MSIE
44	2.50%	44	2.37%	0.40	5.10%	MSIE/6
10	0.57%	10	0.54%	0.04	0.45%	MSIE/5
31	1.76%	32	1.72%	0.19	2.46%	Firefox
25	1.42%	25	1.34%	0.00	0.01%	Firefox/6
11	0.63%	11	0.59%	0.06	0.74%	Opera
10	0.57%	10	0.54%	0.04	0.45%	Opera/8
10	0.57%	10	0.54%	0.07	0.85%	DoCoMo
10	0.57%	10	0.54%	0.07	0.85%	DoCoMo/2
10	0.57%	19	1.02%	0.19	2.42%	Safari
8	0.46%	8	0.43%	0.00		Baiduspider+(+http:
4	0.23%	4	0.22%	0.01	0.08%	SeznamBot
4	0.23%	30	1.61%	0.08	1.07%	Mozilla
3	0.17%	3	0.16%	0.01	0.16%	psbot
2	0.11%	2	0.11%	0.00		nutch-1.4
1	0.06%	1	0.05%	0.00	0.02%	Sogou web spider
1	0.06%	1	0.05%	0.00		TosCrawler
1	0.06%	2	0.11%	0.00	0.05%	Konqueror

Operating System Report

This report lists the operating systems used by visitors.



Listing operating systems with at least 5 requests for pages, sorted by the number of requests for pages.

#reqs	#pages	OS
1255	1204	OS unknown
393	348	Windows
277	246	<i>Unknown Windows</i>
82	71	<i>Windows XP</i>
20	20	<i>Windows 2000</i>
13	10	<i>Windows Server 2003</i>
1	1	<i>Windows ME</i>
203	197	Known robots
7	7	Macintosh
2	1	[not listed: 1 OS]

This analysis was produced by analog 6.0.

Running time: 1 second.