



Web Server Statistics for Radiochemistry Society

Program started on Sat, Jun 02 2012 at 8:55 AM.
Analyzed requests from Mon, Apr 30 2012 at 10:39 AM to Thu, May 31 2012 at 7:47 AM (30.88 days).

General Summary

This report contains overall statistics.

Figures in parentheses refer to the 7-day period ending Jun 02 2012 at 8:55 AM.

Successful requests: 1,202 (197)
Average successful requests per day: 38 (28)
Successful requests for pages: 768 (137)
Average successful requests for pages per day: 24 (19)
Failed requests: 6 (0)
Distinct files requested: 16 (16)
Distinct hosts served: 306 (96)
Data transferred: 7.35 megabytes (1.25 megabytes)
Average data transferred per day: 243.81 kilobytes (182.39 kilobytes)

Monthly Report

This report lists the activity in each month.

Each unit (■) represents 25 requests for pages or part thereof.

month	#pages	#reqs	Mbytes
Apr 2012	9	9	0.06
May 2012	759	1193	7.30

Busiest month: May 2012 (759 requests for pages).

Weekly Report

This report lists the activity in each week.

Each unit (■) represents 8 requests for pages or part thereof.

week beg.	#pages	#reqs	Mbytes
Apr/29/12	102	153	0.95
May/ 6/12	186	305	1.78
May/13/12	199	317	1.98
May/20/12	164	250	1.54
May/27/12	117	177	1.10

Busiest week: week beginning May/13/12 (199 requests for pages).

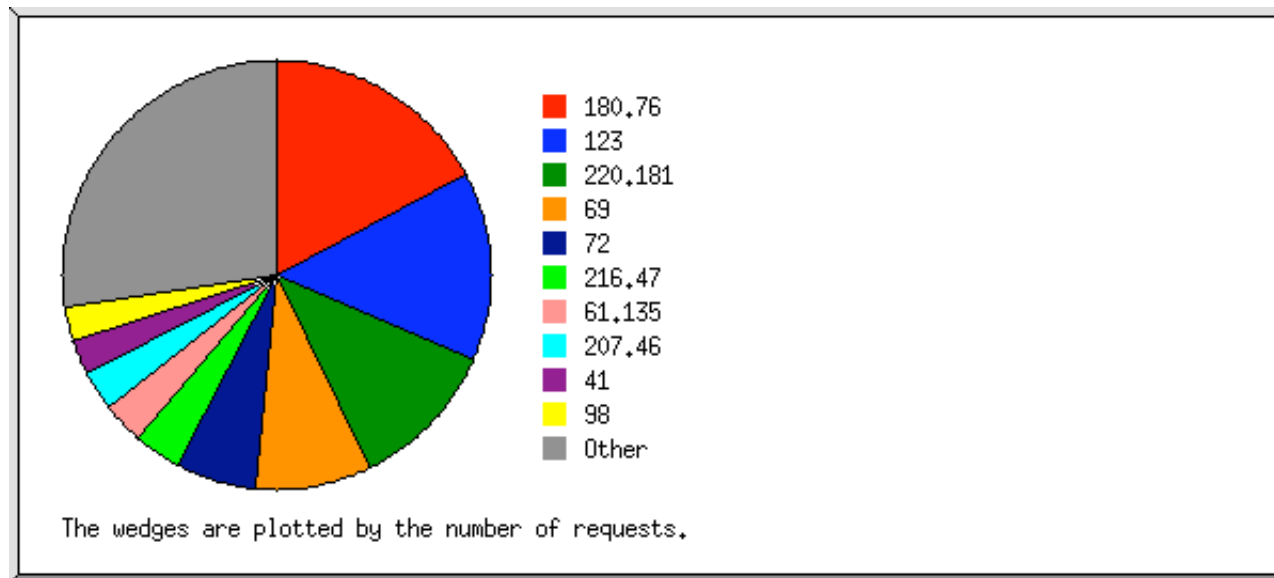
This report lists the countries of the computers which requested files.

Listing domains, sorted by the amount of traffic.

#pages	%pages	#reqs	%reqs	Mbytes	%bytes	domain
768	100%	1202	100%	7.35	100%	[unresolved numerical addresses]

Organization Report

This report lists the organizations of the computers which requested files.

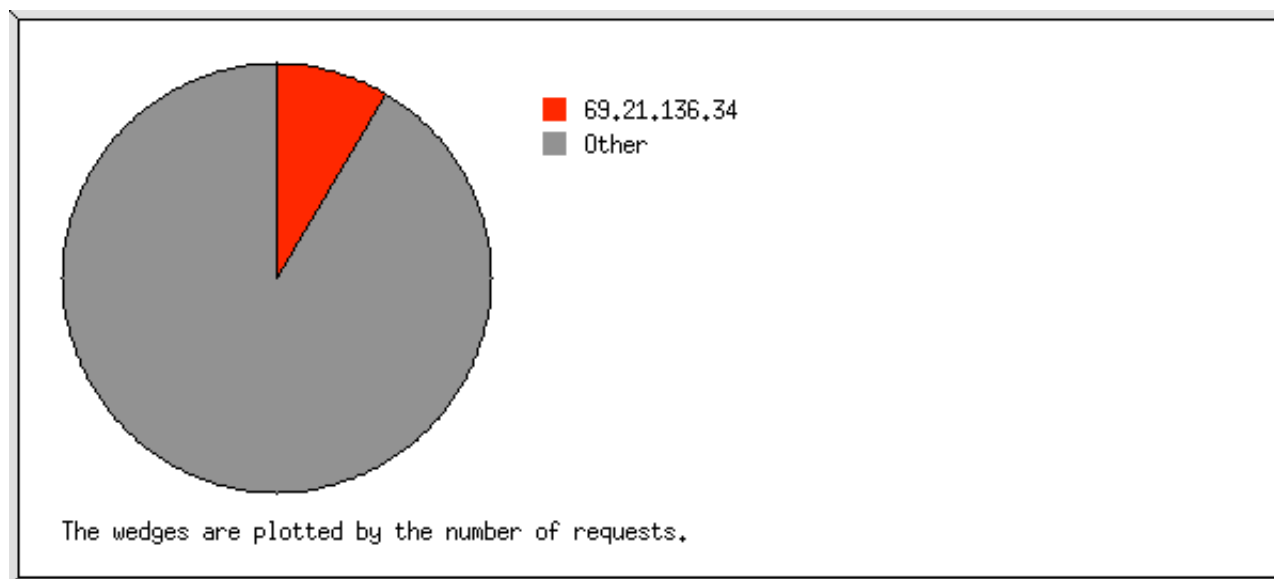


Listing the top 20 organizations by the number of requests, sorted by the number of requests.

#pages	%pages	#reqs	%reqs	Mbytes	%bytes	organization
208	27.08%	208	17.30%	1.64	22.30%	180.76
171	22.27%	171	14.23%	1.30	17.67%	123
135	17.58%	135	11.23%	1.18	16.02%	220.181
11	1.43%	106	8.82%	0.66	9.00%	69
6	0.78%	72	5.99%	0.36	4.90%	72
3	0.39%	42	3.49%	0.09	1.17%	216.47
39	5.08%	39	3.24%	0.32	4.38%	61.135
34	4.43%	36	3.00%	0.15	1.98%	207.46
3	0.39%	32	2.66%	0.15	2.03%	41
3	0.39%	30	2.50%	0.15	1.97%	98
2	0.26%	28	2.33%	0.14	1.84%	71
24	3.13%	24	2.00%	0.10	1.38%	199.21
22	2.86%	22	1.83%	0.02	0.26%	66.249
22	2.86%	22	1.83%	0.00	0.01%	119
1	0.13%	16	1.33%	0.07	0.94%	198.8
1	0.13%	15	1.25%	0.07	0.93%	204.193
1	0.13%	15	1.25%	0.07	0.93%	75
15	1.95%	15	1.25%	0.07	1.01%	176.9
1	0.13%	14	1.16%	0.07	0.92%	12
1	0.13%	14	1.16%	0.07	0.92%	70
65	8.46%	146	12.15%	0.69	9.43%	[not listed: 24 organizations]

Host Report

This report lists the computers which requested files.

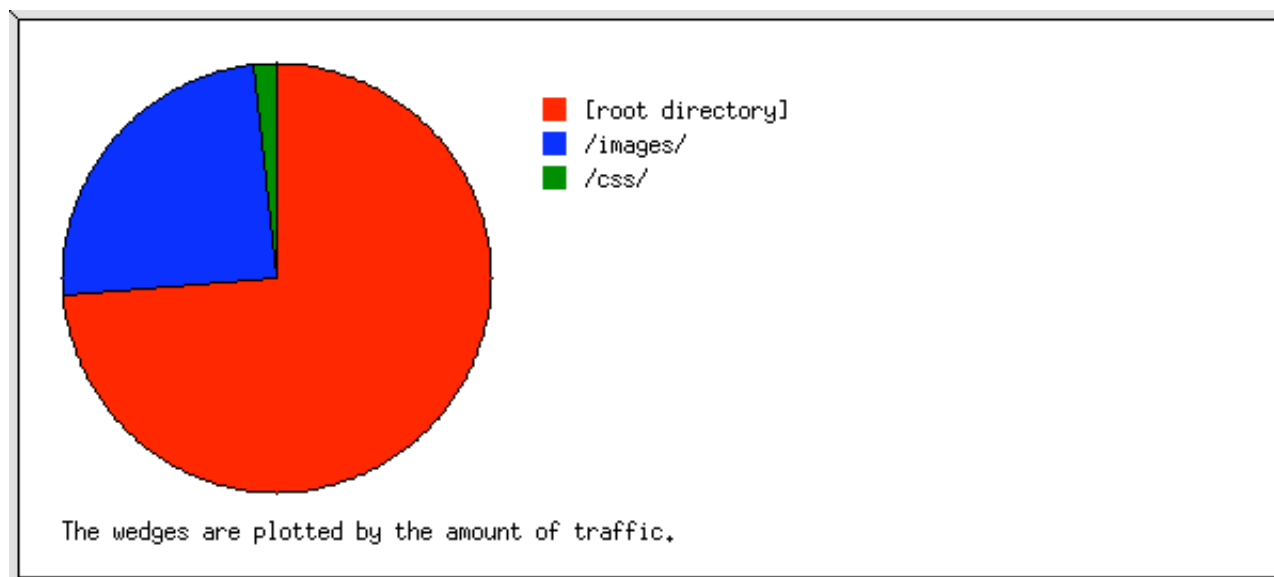


Listing hosts with at least 100 requests, sorted alphabetically.

#pages	%pages	#reqs	%reqs	Mbytes	%bytes	host
9	1.17%	104	8.65%	0.64	8.75%	69.21.136.34
759	98.83%	1098	91.35%	6.71	91.25%	[not listed: 305 hosts]

Directory Report

This report lists the directories from which files were requested. (The figures for each directory include all of its subdirectories.)



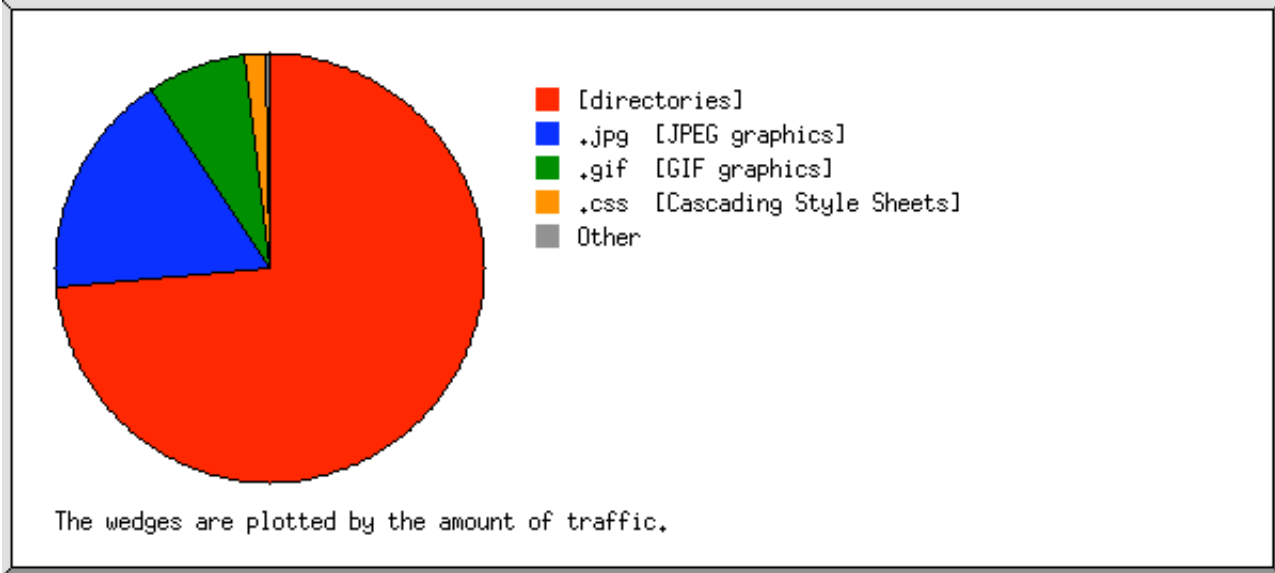
Listing directories with at least 0.01% of the traffic, sorted by the amount of traffic.

#pages	%pages	#reqs	%reqs	Mbytes	%bytes	directory
--------	--------	-------	-------	--------	--------	-----------

768	100%	775	64.48%	5.42	73.66%	[root directory]
0		392	32.61%	1.82	24.72%	/images/
0		35	2.91%	0.12	1.62%	/css/

File Type Report

This report lists the extensions of files.

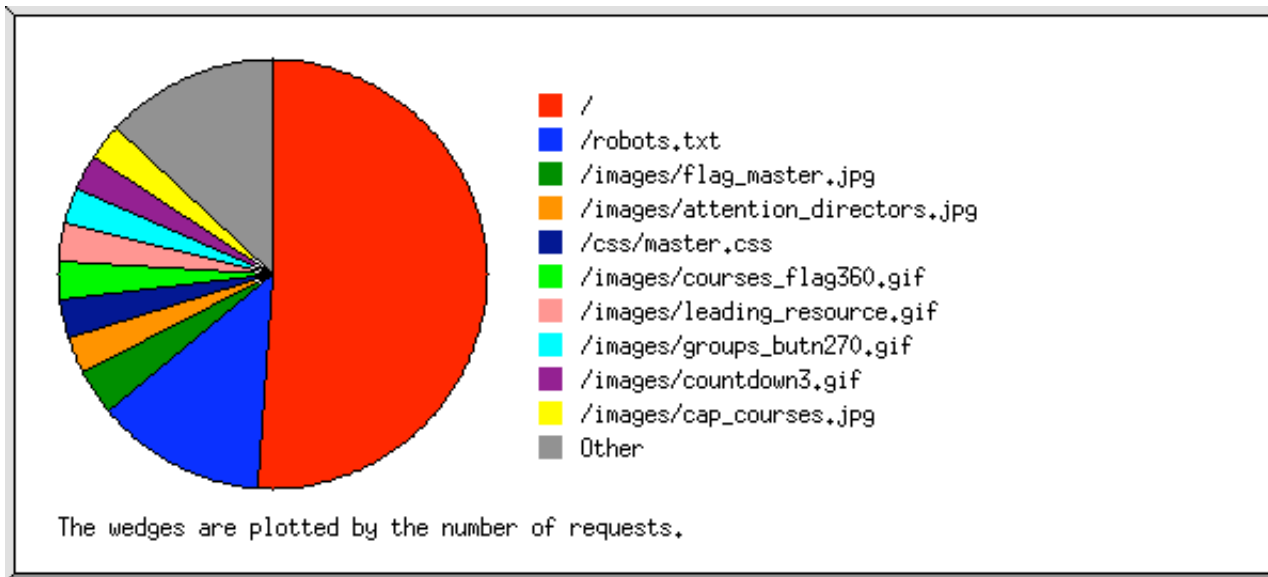


Listing extensions with at least 0.1% of the traffic, sorted by the amount of traffic.

#reqs	%reqs	Mbytes	%bytes	extension
613	51.00%	5.40	73.47%	[directories]
138	11.48%	1.26	17.14%	.jpg [JPEG graphics]
254	21.13%	0.56	7.58%	.gif [GIF graphics]
35	2.91%	0.12	1.62%	.css [Cascading Style Sheets]
155	12.90%	0.01	0.10%	.txt [Plain text]
7	0.58%	0.01	0.08%	[not listed: 1 extension]

Request Report

This report lists the files on the site.

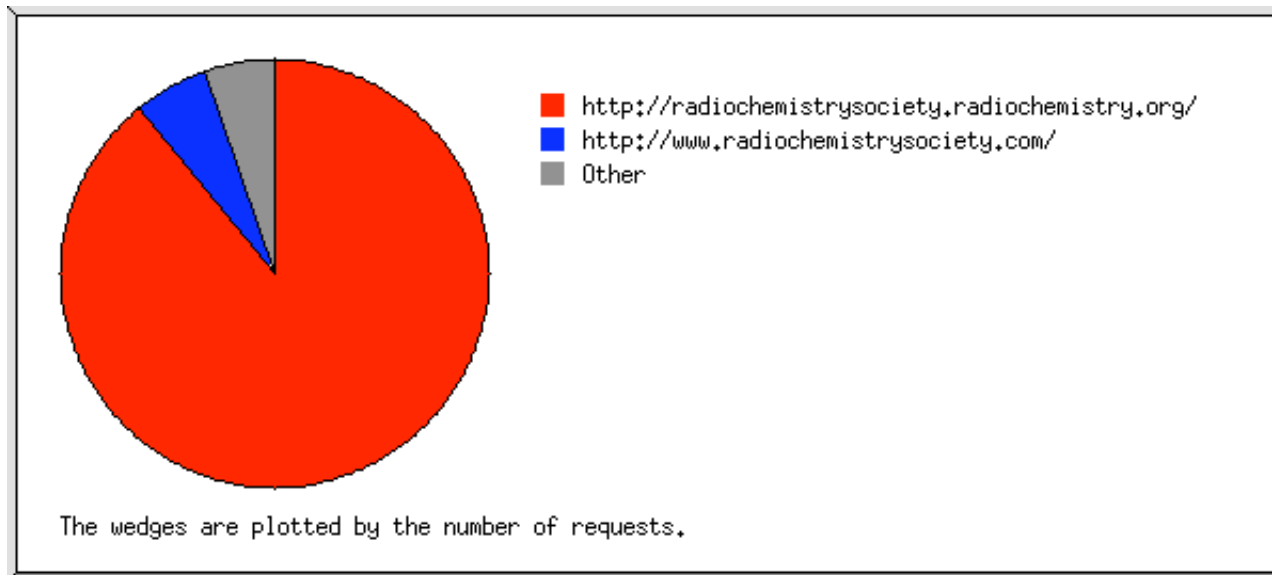


Listing files with at least 20 requests, sorted by the number of requests.

#reqs	%reqs	Mbytes	%bytes	last time	file
613	51.00%	5.40	73.47%	May/31/12 6:14 AM	/
155	12.90%	0.01	0.10%	May/31/12 7:47 AM	/robots.txt
40	3.33%	0.63	8.56%	May/30/12 11:09 AM	/images/flag_master.jpg
35	2.91%	0.32	4.33%	May/30/12 8:50 AM	/images/attention_directors.jpg
35	2.91%	0.12	1.62%	May/30/12 8:50 AM	/css/master.css
34	2.83%	0.13	1.71%	May/30/12 8:50 AM	/images/courses_flag360.gif
34	2.83%	0.22	2.95%	May/30/12 8:50 AM	/images/leading_resource.gif
33	2.75%	0.08	1.07%	May/30/12 8:50 AM	/images/groups_butn270.gif
33	2.75%	0.10	1.34%	May/30/12 8:50 AM	/images/countdown3.gif
33	2.75%	0.10	1.41%	May/30/12 8:50 AM	/images/cap_courses.jpg
32	2.66%	0.02	0.22%	May/30/12 8:50 AM	/images/questions.gif
32	2.66%	0.02	0.23%	May/30/12 8:50 AM	/images/atom_icon.gif
30	2.50%	0.21	2.84%	May/30/12 8:50 AM	/images/bkg_atom.jpg
30	2.50%	0.00	0.02%	May/30/12 8:50 AM	/images/arrows_r3.gif
26	2.16%	0.00	0.03%	May/30/12 8:50 AM	/images/footer_line.gif
7	0.58%	0.01	0.08%	May/31/12 6:14 AM	[not listed: 1 file]

Referrer Report

This report lists the referrers (where people followed links from, or pages which included this site's images).

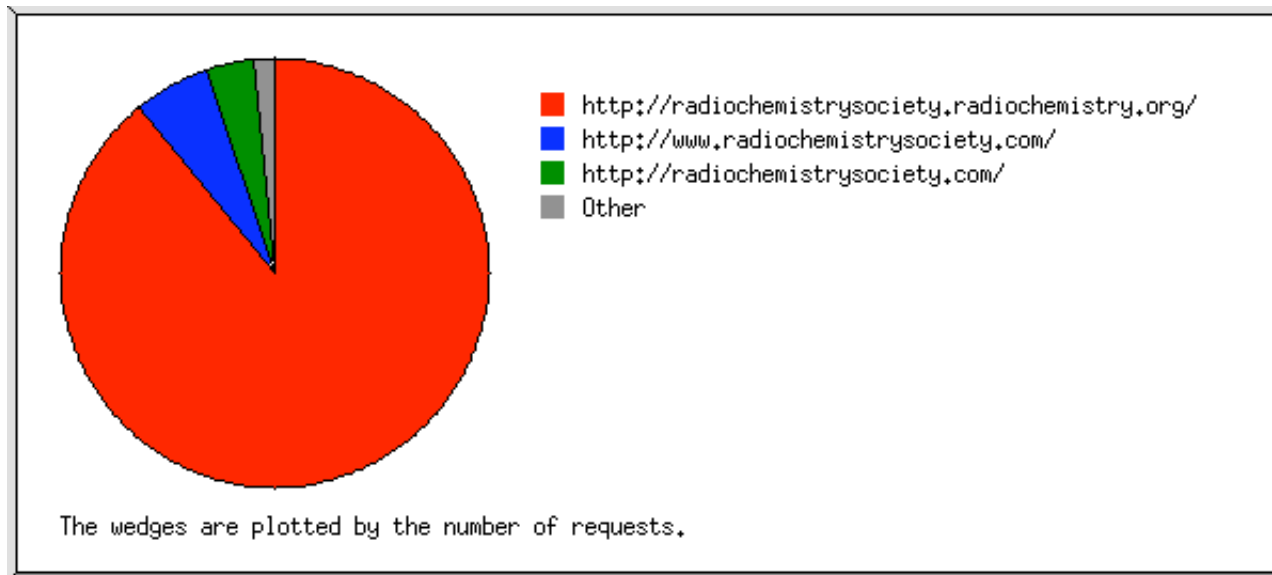


Listing referring URLs with at least 20 requests, sorted by the number of requests.

#reqs	%reqs	URL
350	89.06%	http://radiochemistrysociety.radiochemistry.org/
13	3.31%	http://radiochemistrysociety.radiochemistry.org/?gclid=CKfvq_SGI7ACFSYQNAodvxhw4A
13	3.31%	http://radiochemistrysociety.radiochemistry.org/?gclid=CI-Ih9ya768CFUic7QodEEj70A
13	3.31%	http://radiochemistrysociety.radiochemistry.org/?gclid=CL6945HD-68CFQUEnQodCGejUA
13	3.31%	http://radiochemistrysociety.radiochemistry.org/?gclid=CPLdvqe97K8CFUic7QodEEj70A
13	3.31%	http://radiochemistrysociety.radiochemistry.org/?gclid=CNST0Lib768CFQif7QodtVNRzg
13	3.31%	http://radiochemistrysociety.radiochemistry.org/?gclid=CN-M2snK4q8CFQu4tgodQmOHBw
13	3.31%	http://radiochemistrysociety.radiochemistry.org/?gclid=CLeq4LemjbACFQSxnQodFRocrQ
13	3.31%	http://radiochemistrysociety.radiochemistry.org/?gclid=CNe42-j5mbACFSdjTAodgC3VVg
13	3.31%	http://radiochemistrysociety.radiochemistry.org/?gclid=CPz7tOeoiLACFUu4tgod40ilNQ
13	3.31%	http://radiochemistrysociety.radiochemistry.org/?gclid=CIeJiKyZ768CFQyc7Qod8zOb3Q
22	5.60%	http://www.radiochemistrysociety.com/
21	5.34%	[not listed: 5 URLs]

Referring Site Report

This report lists which servers people followed links from.

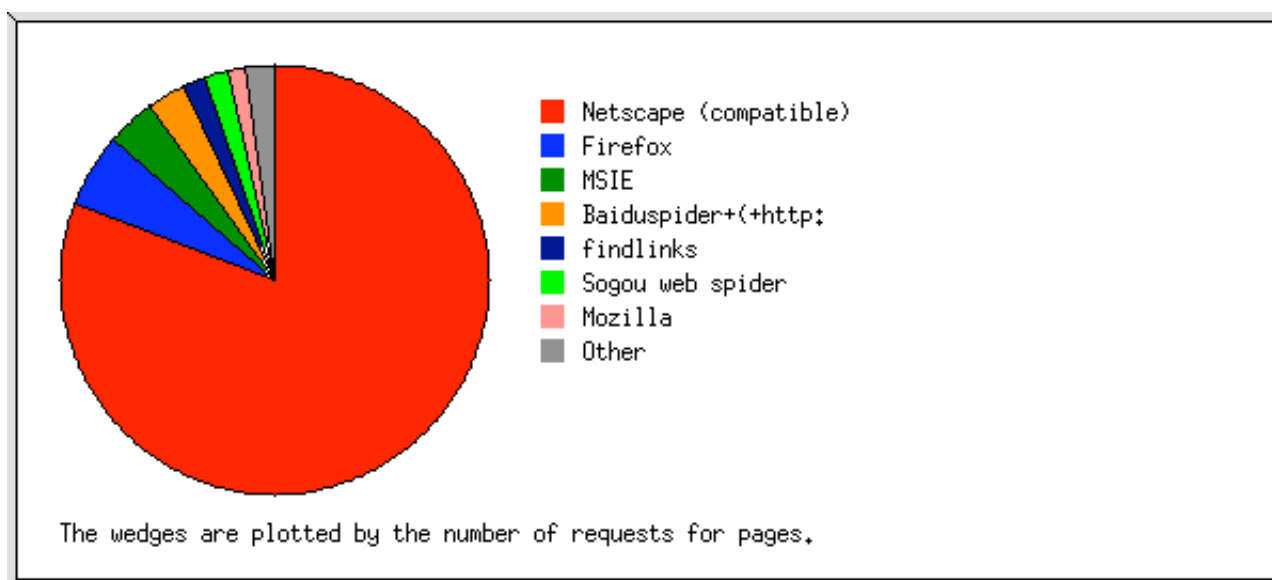


Listing referring sites, sorted by the number of requests.

#reqs	site
350	http://radiochemistrysociety.radiochemistry.org/
23	http://www.radiochemistrysociety.com/
14	http://radiochemistrysociety.com/
3	http://www.searchplusnetwork.com/
2	http://search.yahoo.com/
1	http://www.netcraft.com/

Browser Summary

This report lists the vendors of visitors' browsers.



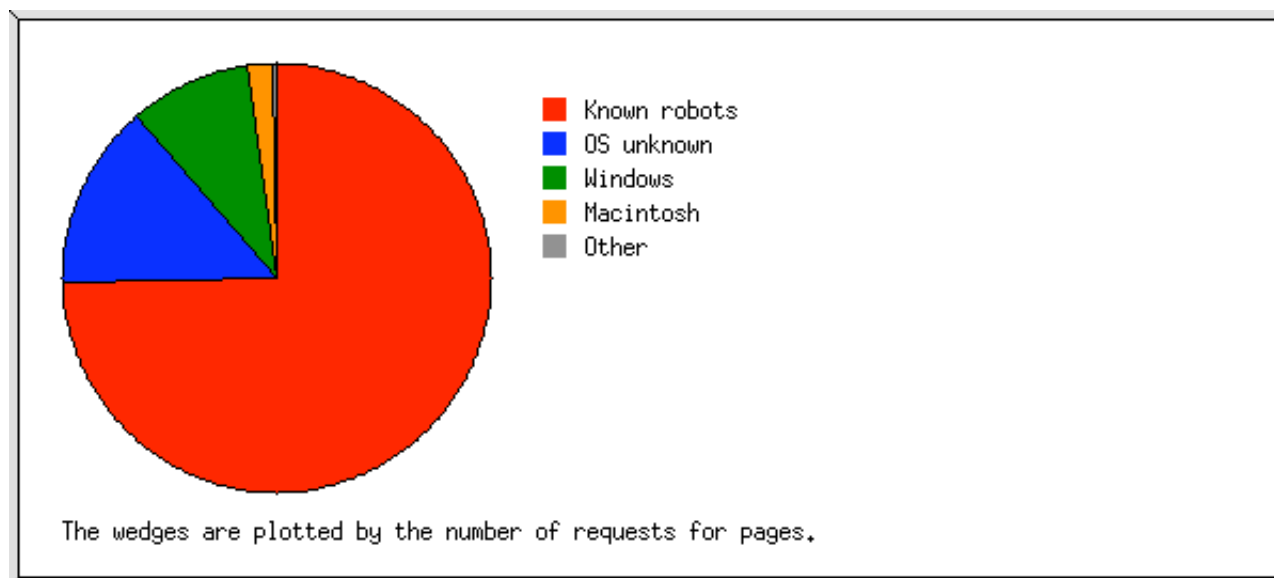
Listing browsers with at least 1 request for a page, sorted by the number of requests for pages.

#pages	%pages	#reqs	%reqs	Mbytes	%bytes	browser
618	80.78%	657	54.80%	4.86	66.04%	Netscape (compatible)
43	5.62%	181	15.10%	0.86	11.73%	Firefox

30	3.92%	30	2.50%	0.00	0.02%	Firefox/6
28	3.66%	179	14.93%	0.80	10.90%	MSIE
12	1.57%	31	2.59%	0.19	2.54%	MSIE/7
22	2.88%	22	1.83%	0.00	0.01%	Baiduspider+(+http:
22	2.88%	22	1.83%	0.00	0.01%	Baiduspider+(+http://www
14	1.83%	14	1.17%	0.04	0.51%	findlinks
14	1.83%	14	1.17%	0.04	0.51%	findlinks/2
13	1.70%	13	1.08%	0.12	1.63%	Sogou web spider
13	1.70%	13	1.08%	0.12	1.63%	Sogou web spider/4
11	1.44%	37	3.09%	0.22	2.96%	Mozilla
6	0.78%	45	3.75%	0.20	2.76%	Safari
4	0.52%	44	3.67%	0.23	3.07%	AdsBot-Google (+http:
4	0.52%	4	0.33%	0.02	0.25%	netEstate NE Crawler (+http:
1	0.13%	2	0.17%	0.01	0.14%	Opera
1	0.13%	1	0.08%	0.00		psbot

Operating System Report

This report lists the operating systems used by visitors.



Listing operating systems with at least 5 requests for pages, sorted by the number of requests for pages.

#reqs	#pages	OS
584	571	Known robots
174	107	OS unknown
264	70	Windows
116	47	Windows XP
143	20	Unknown Windows
4	2	Windows Server 2003
1	1	Windows 2000
149	15	Macintosh
28	2	[not listed: 1 OS]

This analysis was produced by analog 6.0.

Running time: 1 second.