



# Web Server Statistics for Radiochemistry Society

Program started on Tue, May 01 2012 at 8:58 AM.

Analyzed requests from Wed, Apr 04 2012 at 8:27 AM to Mon, Apr 30 2012 at 8:02 AM (25.98 days).

## General Summary

*This report contains overall statistics.*

Figures in parentheses refer to the 7-day period ending May 01 2012 at 8:58 AM.

**Successful requests:** 1,082 (212)

**Average successful requests per day:** 41 (30)

**Successful requests for pages:** 658 (120)

**Average successful requests for pages per day:** 25 (17)

**Failed requests:** 55 (4)

**Distinct files requested:** 16 (16)

**Distinct hosts served:** 257 (81)

**Data transferred:** 6.58 megabytes (1.21 megabytes)

**Average data transferred per day:** 259.18 kilobytes (177.66 kilobytes)

## Monthly Report

*This report lists the activity in each month.*

Each unit (■) represents 25 requests for pages or part thereof.

month	#pages	#reqs	Mbytes
Apr 2012	658	1082	6.58

Busiest month: Apr 2012 (658 requests for pages).

## Weekly Report

*This report lists the activity in each week.*

Each unit (■) represents 8 requests for pages or part thereof.

week beg.	#pages	#reqs	Mbytes
Apr/ 1/12	93	148	0.95
Apr/ 8/12	202	280	1.71
Apr/15/12	186	344	2.08
Apr/22/12	151	271	1.63
Apr/29/12	26	39	0.21

Busiest week: week beginning Apr/ 8/12 (202 requests for pages).

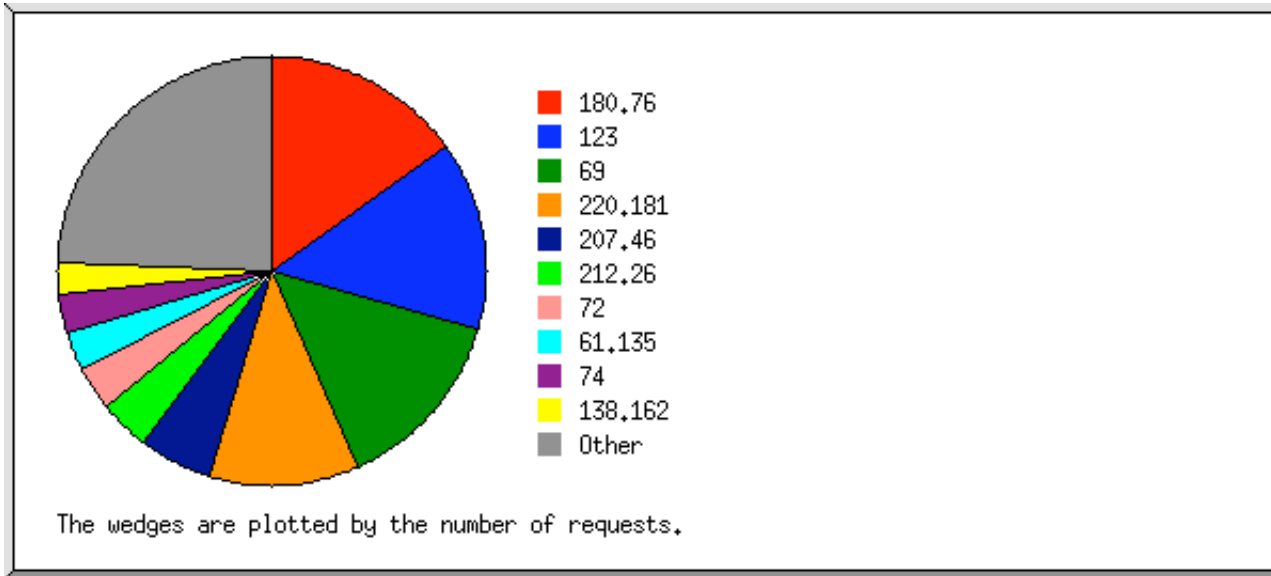
## Daily Summary



#pages	%pages	#reqs	%reqs	Mbytes	%bytes	domain
658	100%	1082	100%	6.58	100%	[unresolved numerical addresses]

## Organization Report

This report lists the organizations of the computers which requested files.

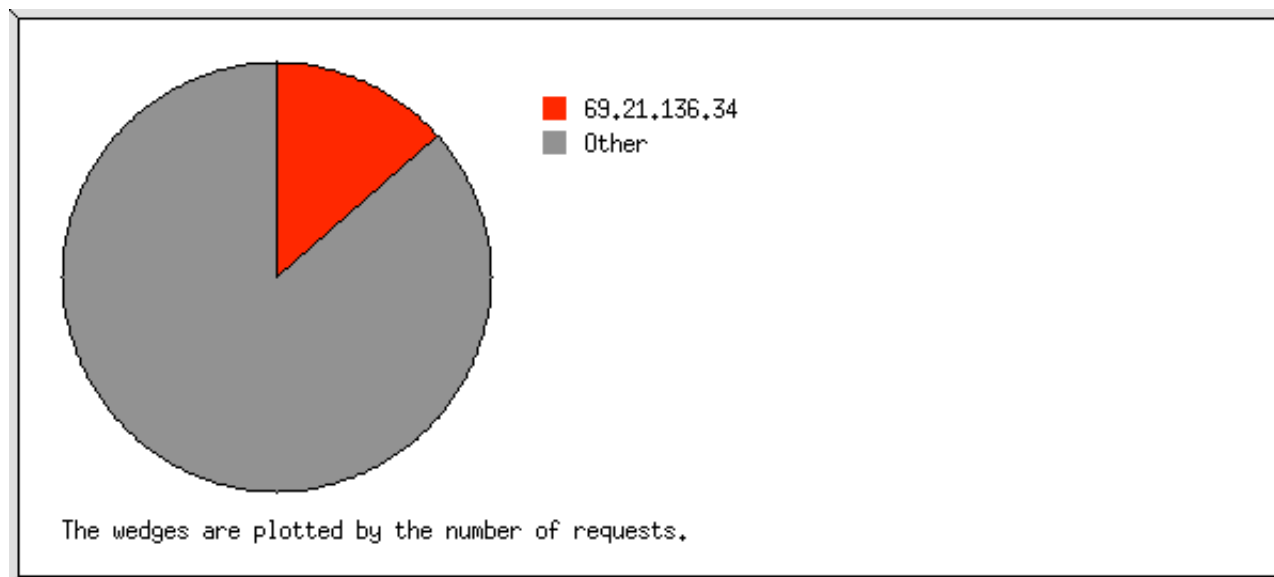


Listing the top 20 organizations by the number of requests, sorted by the number of requests.

#pages	%pages	#reqs	%reqs	Mbytes	%bytes	organization
164	24.92%	164	15.16%	1.28	19.47%	180.76
154	23.40%	154	14.23%	1.16	17.65%	123
15	2.28%	151	13.96%	0.76	11.62%	69
121	18.39%	121	11.18%	1.03	15.67%	220.181
60	9.12%	60	5.55%	0.21	3.24%	207.46
3	0.46%	42	3.88%	0.20	3.07%	212.26
3	0.46%	36	3.33%	0.18	2.74%	72
32	4.86%	32	2.96%	0.20	3.08%	61.135
3	0.46%	31	2.87%	0.15	2.22%	74
1	0.15%	26	2.40%	0.11	1.73%	138.162
20	3.04%	20	1.85%	0.03	0.43%	66.249
4	0.61%	18	1.66%	0.10	1.46%	198.8
1	0.15%	17	1.57%	0.07	1.11%	99
1	0.15%	16	1.48%	0.07	1.05%	152.3
1	0.15%	15	1.39%	0.07	1.04%	188.136
1	0.15%	15	1.39%	0.07	1.04%	96
1	0.15%	15	1.39%	0.07	1.04%	68.205
1	0.15%	15	1.39%	0.07	1.04%	207.170
1	0.15%	14	1.29%	0.07	1.03%	207.63
1	0.15%	14	1.29%	0.07	1.03%	41
70	10.64%	106	9.80%	0.61	9.25%	[not listed: 23 organizations]

## Host Report

This report lists the computers which requested files.

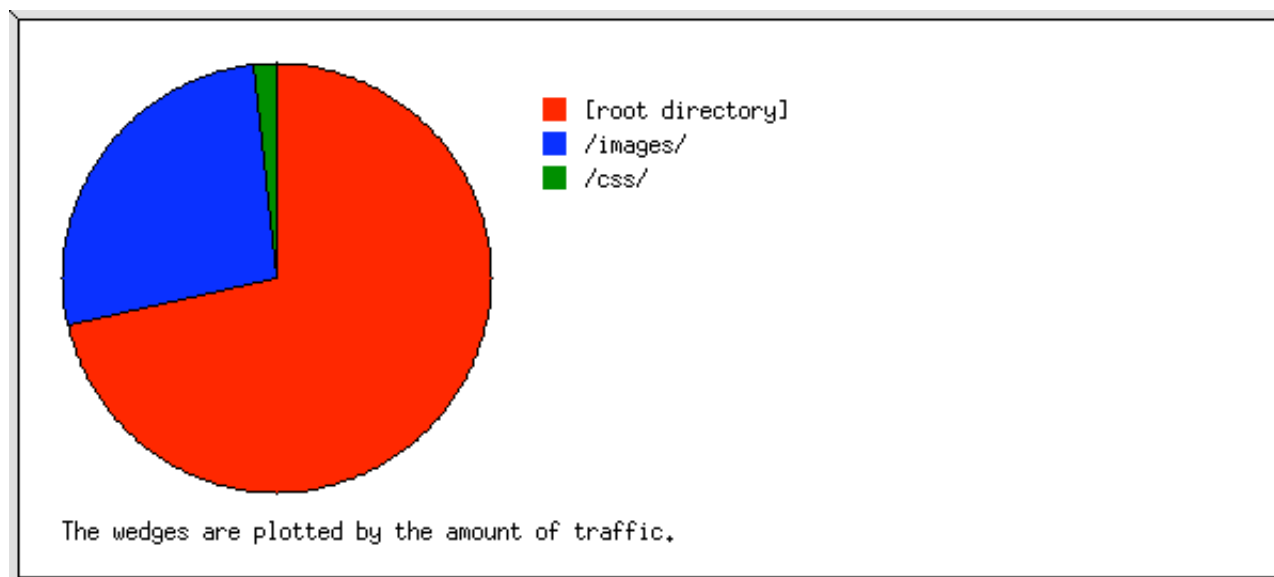


Listing hosts with at least 100 requests, sorted alphabetically.

#pages	%pages	#reqs	%reqs	Mbytes	%bytes	host
11	1.67%	147	13.59%	0.75	11.33%	69.21.136.34
647	98.33%	935	86.41%	5.83	88.67%	[not listed: 256 hosts]

## Directory Report

This report lists the directories from which files were requested. (The figures for each directory include all of its subdirectories.)

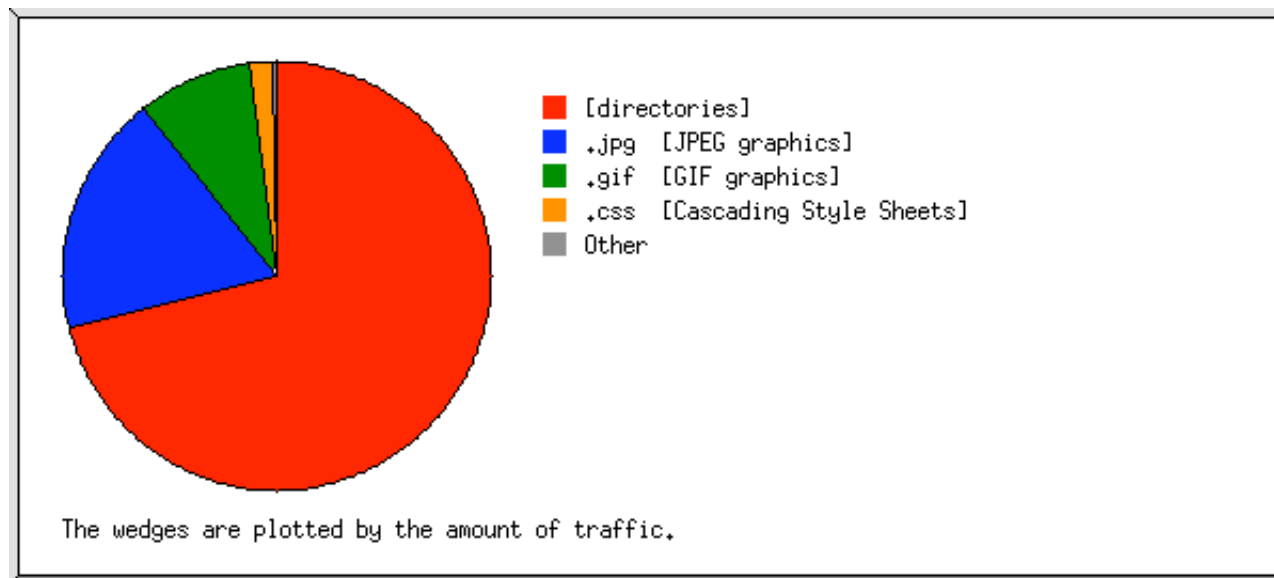


Listing directories with at least 0.01% of the traffic, sorted by the amount of traffic.

#pages	%pages	#reqs	%reqs	Mbytes	%bytes	directory
658	100%	675	62.38%	4.70	71.40%	[root directory]
0		376	34.75%	1.77	26.89%	/images/
0		31	2.87%	0.11	1.70%	/css/

# File Type Report

This report lists the extensions of files.

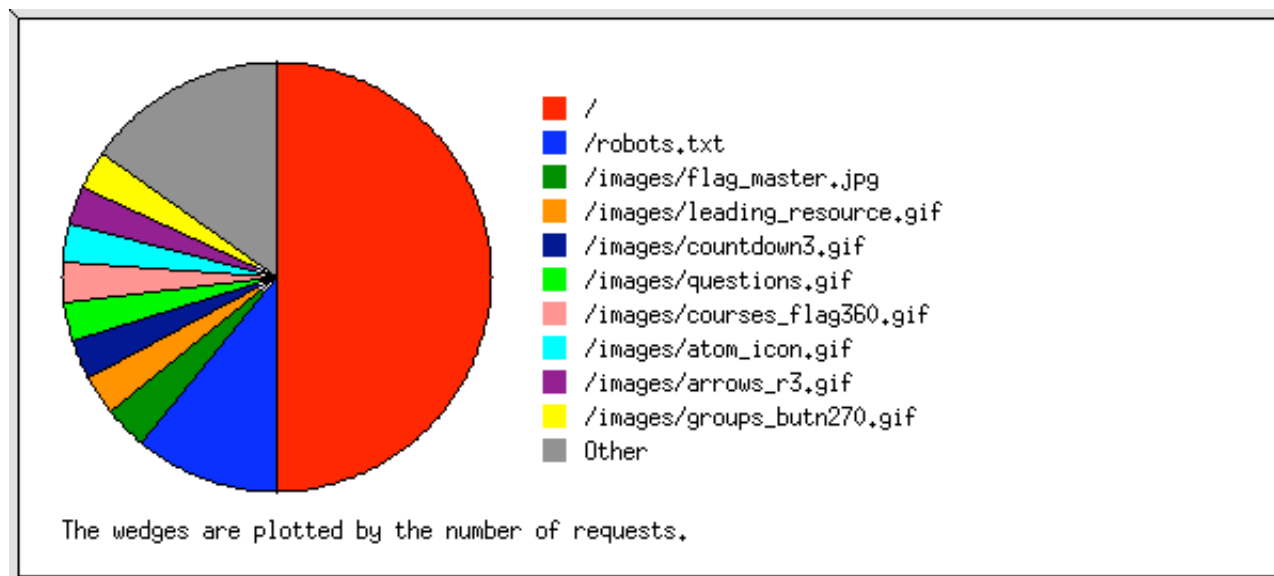


Listing extensions with at least 0.1% of the traffic, sorted by the amount of traffic.

#reqs	%reqs	Mbytes	%bytes	extension
541	50.00%	4.68	71.09%	[directories]
126	11.65%	1.20	18.23%	.jpg [JPEG graphics]
250	23.11%	0.57	8.66%	.gif [GIF graphics]
31	2.87%	0.11	1.70%	.css [Cascading Style Sheets]
17	1.57%	0.01	0.23%	.ico
117	10.81%	0.01	0.09%	[not listed: 1 extension]

# Request Report

This report lists the files on the site.

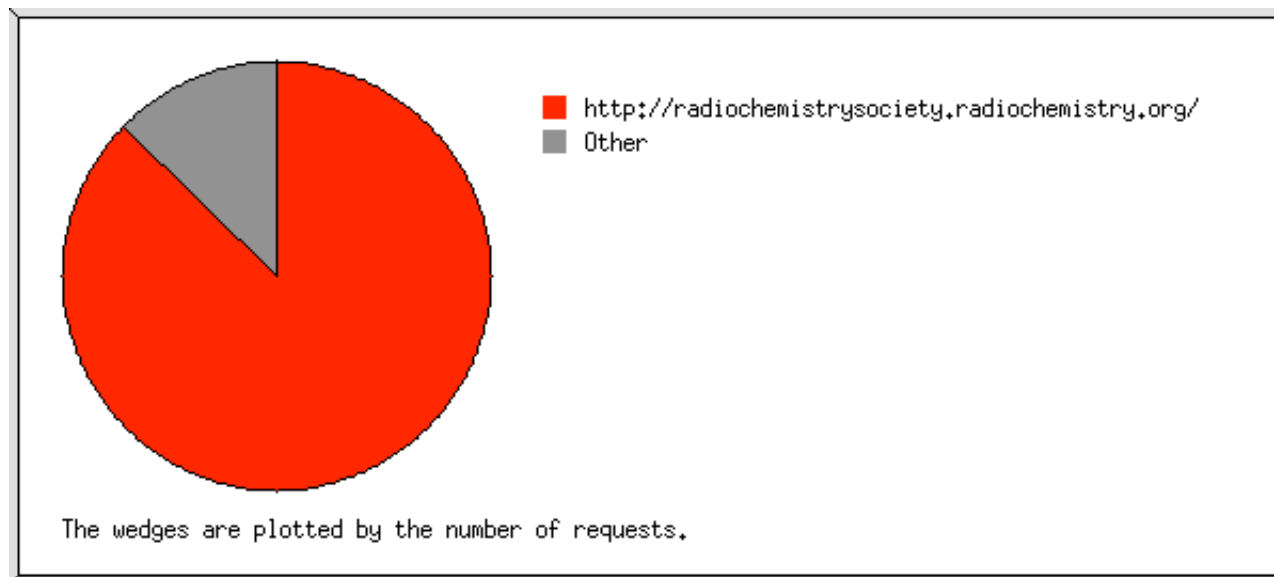


Listing files with at least 20 requests, sorted by the number of requests.

#reqs	%reqs	Mbytes	%bytes	last time	file
541	50.00%	4.68	71.09%	Apr/30/12 8:02 AM	/
117	10.81%	0.01	0.09%	Apr/30/12 8:01 AM	/robots.txt
35	3.23%	0.58	8.82%	Apr/29/12 4:48 PM	/images/flag_master.jpg
33	3.05%	0.22	3.41%	Apr/29/12 4:48 PM	/images/leading_resource.gif
32	2.96%	0.10	1.55%	Apr/29/12 4:48 PM	/images/countdown3.gif
32	2.96%	0.02	0.26%	Apr/29/12 4:48 PM	/images/questions.gif
32	2.96%	0.13	1.92%	Apr/29/12 4:48 PM	/images/courses_flag360.gif
32	2.96%	0.02	0.28%	Apr/29/12 4:48 PM	/images/atom_icon.gif
32	2.96%	0.00	0.03%	Apr/29/12 4:48 PM	/images/arrows_r3.gif
31	2.87%	0.08	1.19%	Apr/29/12 4:48 PM	/images/groups_butn270.gif
31	2.87%	0.10	1.58%	Apr/29/12 4:48 PM	/images/cap_courses.jpg
31	2.87%	0.30	4.55%	Apr/29/12 4:48 PM	/images/attention_directors.jpg
31	2.87%	0.11	1.70%	Apr/29/12 4:48 PM	/css/master.css
29	2.68%	0.22	3.29%	Apr/29/12 4:48 PM	/images/bkg_atom.jpg
26	2.40%	0.00	0.04%	Apr/29/12 4:48 PM	/images/footer_line.gif
17	1.57%	0.01	0.23%	Apr/26/12 12:44 PM	[not listed: 1 file]

## Referrer Report

This report lists the referrers (where people followed links from, or pages which included this site's images).

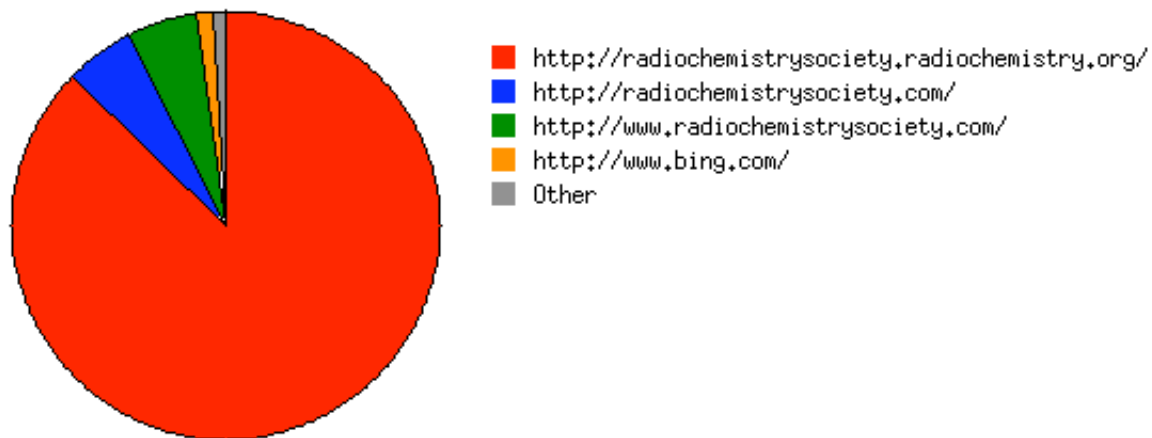


Listing referring URLs with at least 20 requests, sorted by the number of requests.

#reqs	%reqs	URL
317	87.33%	http://radiochemistrysociety.radiochemistry.org/
46	12.67%	[not listed: 6 URLs]

## Referring Site Report

This report lists which servers people followed links from.



The wedges are plotted by the number of requests.

Listing referring sites, sorted by the number of requests.

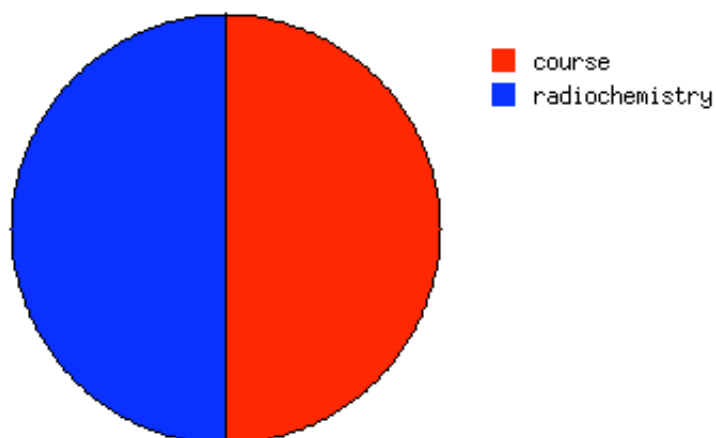
**#reqs | site**

---

317	http://radiochemistrysociety.radiochemistry.org/
19	http://radiochemistrysociety.com/
19	http://www.radiochemistrysociety.com/
5	http://www.bing.com/
1	http://domains.checkparams.com/
1	http://search.yahoo.com/
1	http://ca.search.yahoo.com/

## Search Word Report

*This report lists which words people used in search engines to find the site.*



The wedges are plotted by the number of requests.

Listing query words, sorted by the number of requests.

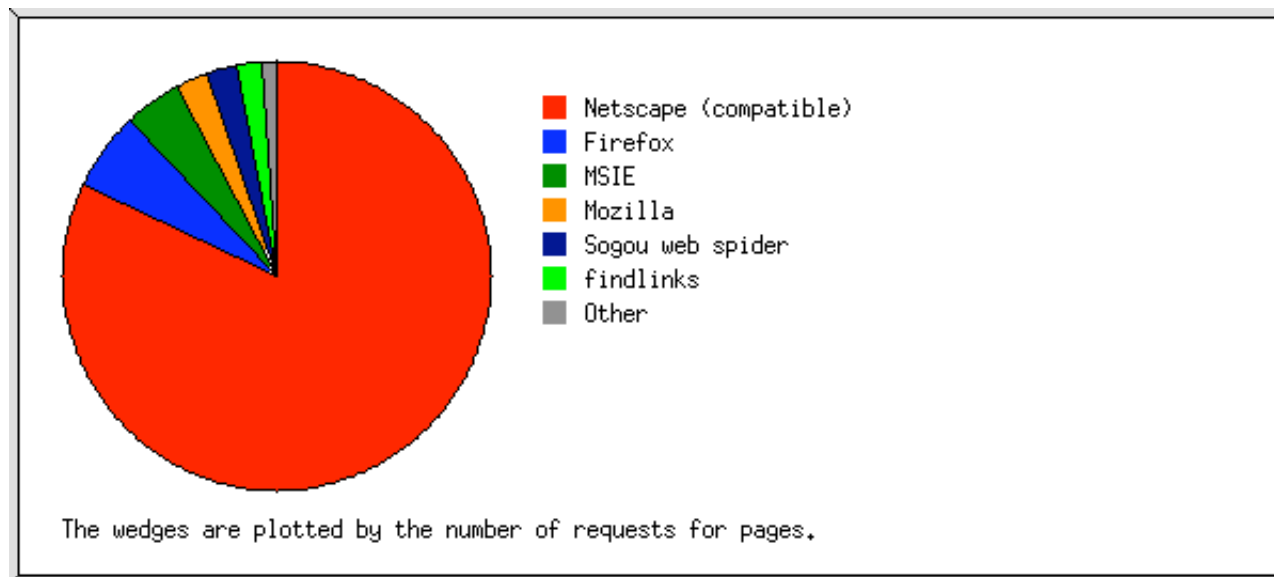
**#reqs | search term**

---

1	course
---	--------

## Browser Summary

This report lists the vendors of visitors' browsers.

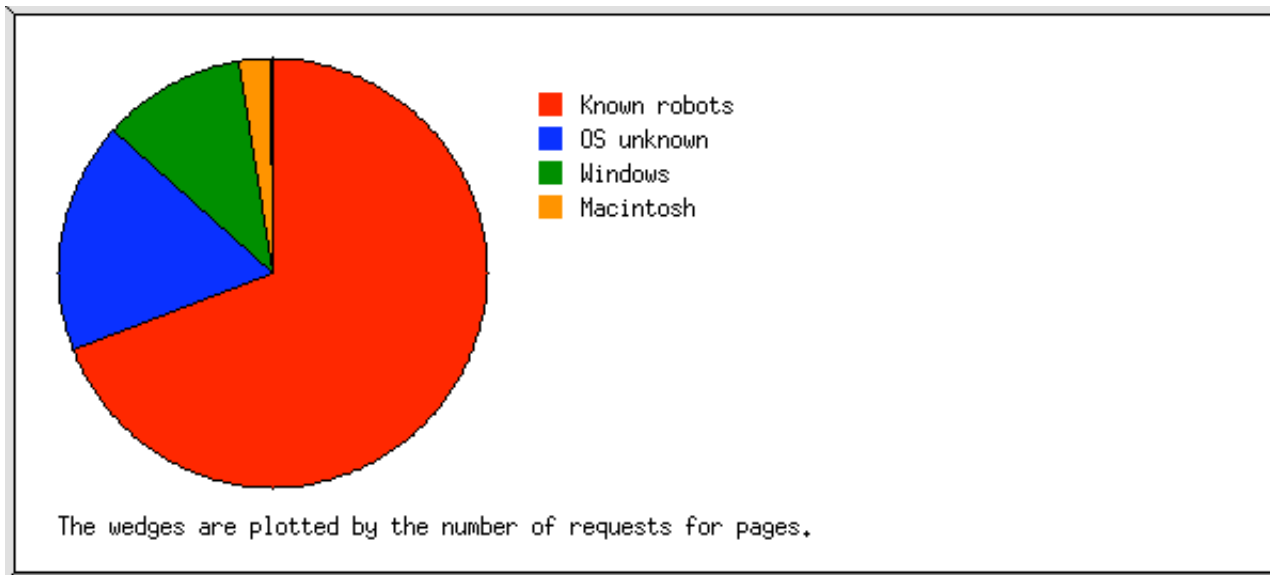


Listing browsers with at least 1 request for a page, sorted by the number of requests for pages.

#pages	%pages	#reqs	%reqs	Mbytes	%bytes	browser
534	81.90%	611	56.78%	4.23	64.47%	Netscape (compatible)
39	5.98%	202	18.77%	0.89	13.60%	Firefox
25	3.83%	25	2.32%	0.00	0.02%	Firefox/6
29	4.45%	179	16.64%	0.89	13.55%	MSIE
10	1.53%	36	3.35%	0.20	2.99%	MSIE/7
16	2.45%	16	1.49%	0.15	2.25%	Mozilla
15	2.30%	15	1.39%	0.14	2.11%	Sogou web spider
15	2.30%	15	1.39%	0.14	2.11%	Sogou web spider/4
12	1.84%	12	1.12%	0.06	0.85%	findlinks
12	1.84%	12	1.12%	0.06	0.85%	findlinks/2
3	0.46%	35	3.25%	0.19	2.88%	AdsBot-Google (+http:
3	0.46%	3	0.28%	0.01	0.14%	Safari
1	0.15%	2	0.19%	0.01	0.15%	YahooCacheSystem
0		1	0.09%	0.00	0.01%	[not listed: 1 browser]

## Operating System Report

This report lists the operating systems used by visitors.



Listing operating systems with at least 5 requests for pages, sorted by the number of requests for pages.

#reqs	#pages	OS
464	450	Known robots
212	115	OS unknown
235	71	Windows
92	43	<i>Windows XP</i>
142	27	<i>Unknown Windows</i>
1	1	<i>Windows 2000</i>
164	15	Macintosh
1	1	[not listed: 1 OS]

This analysis was produced by analog 6.0.

**Running time:** 1 second.