



Web Server Statistics for Radiochemistry Society

Program started on Tue, May 01 2012 at 8:56 AM.

Analyzed requests from Wed, Apr 04 2012 at 8:07 AM to Mon, Apr 30 2012 at 7:45 AM (25.98 days).

General Summary

This report contains overall statistics.

Figures in parentheses refer to the 7-day period ending May 01 2012 at 8:56 AM.

Successful requests: 2,591 (736)

Average successful requests per day: 99 (105)

Successful requests for pages: 2,466 (667)

Average successful requests for pages per day: 94 (95)

Failed requests: 181 (74)

Redirected requests: 114 (33)

Distinct files requested: 191 (146)

Distinct hosts served: 386 (149)

Corrupt logfile lines: 48

Data transferred: 7.90 megabytes (2.25 megabytes)

Average data transferred per day: 311.20 kilobytes (328.58 kilobytes)

Monthly Report

This report lists the activity in each month.

Each unit (■) represents 80 requests for pages or part thereof.

month	#pages	#reqs	Mbytes
Apr 2012	2466	2591	7.90

Busiest month: Apr 2012 (2,466 requests for pages).

Weekly Report

This report lists the activity in each week.

Each unit (■) represents 30 requests for pages or part thereof.

week beg.	#pages	#reqs	Mbytes
Apr/ 1/12	280	289	0.87
Apr/ 8/12	699	727	2.21
Apr/15/12	618	635	2.21
Apr/22/12	762	833	2.39
Apr/29/12	107	107	0.21

Busiest week: week beginning Apr/22/12 (762 requests for pages).

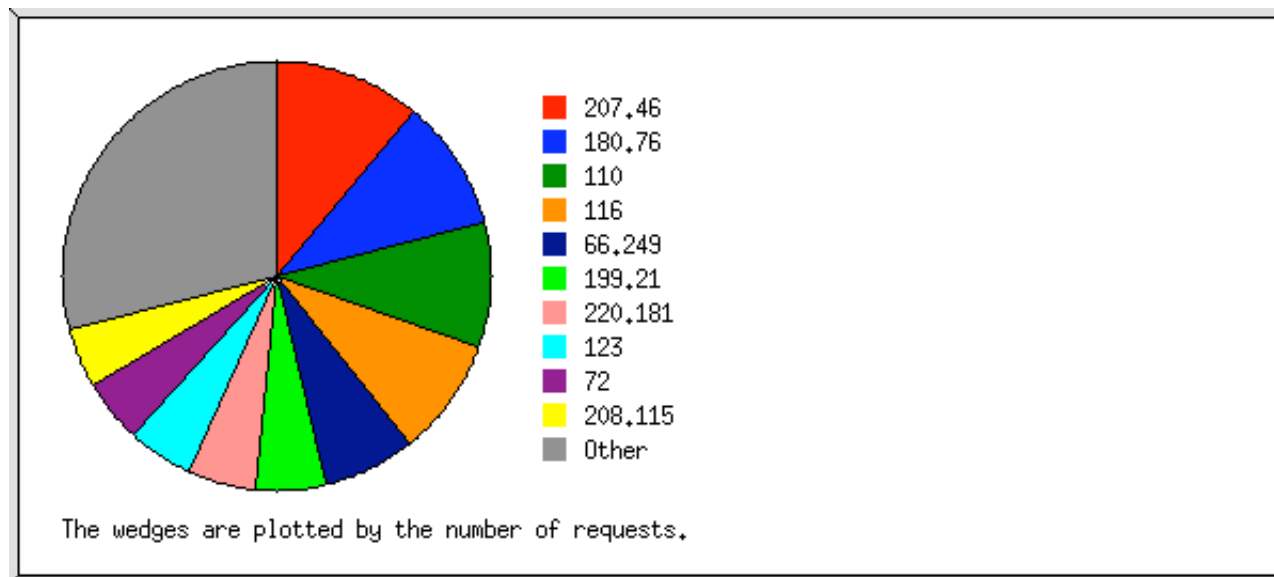
This report lists the countries of the computers which requested files.

Listing domains, sorted by the amount of traffic.

#pages	%pages	#reqs	%reqs	Mbytes	%bytes	domain
2466	100%	2591	100%	7.90	100%	[unresolved numerical addresses]

Organization Report

This report lists the organizations of the computers which requested files.

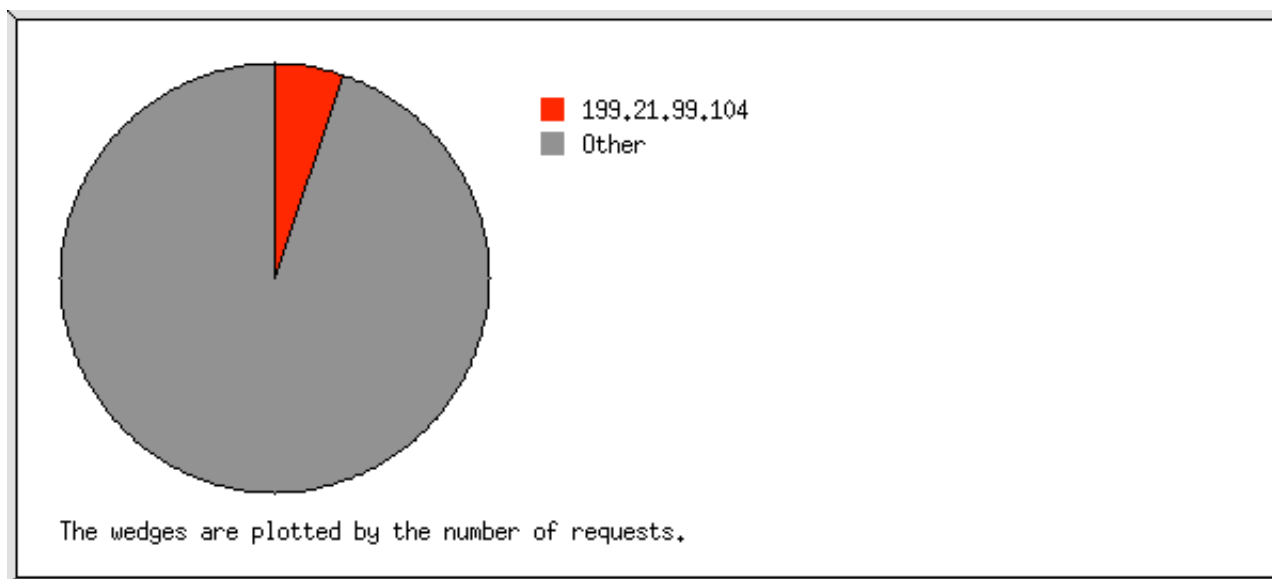


Listing the top 20 organizations by the number of requests, sorted by the number of requests.

#pages	%pages	#reqs	%reqs	Mbytes	%bytes	organization
290	11.76%	291	11.23%	0.53	6.68%	207.46
255	10.34%	255	9.84%	0.32	4.08%	180.76
241	9.77%	241	9.30%	0.67	8.43%	110
230	9.33%	230	8.88%	0.63	7.96%	116
173	7.02%	179	6.91%	0.81	10.27%	66.249
138	5.60%	138	5.33%	0.47	6.00%	199.21
131	5.31%	133	5.13%	0.12	1.57%	220.181
127	5.15%	127	4.90%	0.06	0.81%	123
125	5.07%	125	4.82%	0.47	5.90%	72
119	4.83%	119	4.59%	0.57	7.17%	208.115
80	3.24%	80	3.09%	0.10	1.24%	61.135
29	1.18%	65	2.51%	0.27	3.39%	50
55	2.23%	56	2.16%	0.09	1.16%	65.52
52	2.11%	52	2.01%	0.13	1.69%	211.212
34	1.38%	41	1.58%	0.51	6.46%	69
38	1.54%	38	1.47%	0.22	2.84%	213.186
14	0.57%	36	1.39%	0.17	2.12%	108
28	1.14%	29	1.12%	0.09	1.08%	95
26	1.05%	26	1.00%	0.04	0.52%	174.136
26	1.05%	26	1.00%	0.01	0.09%	119
255	10.34%	304	11.73%	1.62	20.57%	[not listed: 58 organizations]

Host Report

This report lists the computers which requested files.

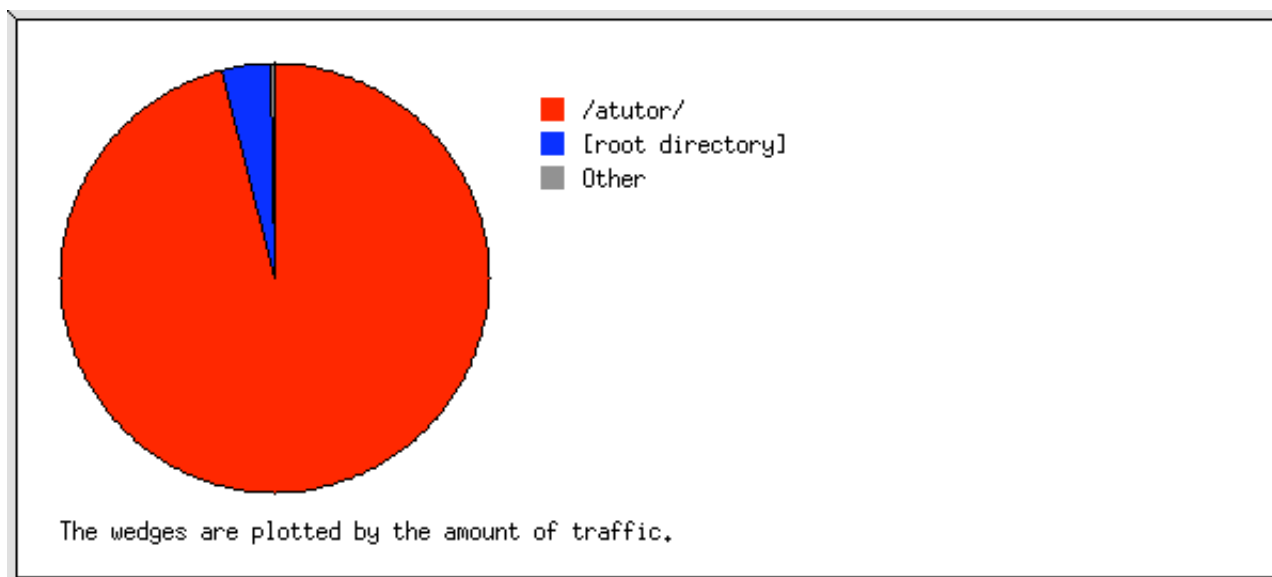


Listing hosts with at least 100 requests, sorted alphabetically.

#pages	%pages	#reqs	%reqs	Mbytes	%bytes	host
138	5.60%	138	5.33%	0.47	6.00%	199.21.99.104
2328	94.40%	2453	94.67%	7.42	94.00%	[not listed: 385 hosts]

Directory Report

This report lists the directories from which files were requested. (The figures for each directory include all of its subdirectories.)



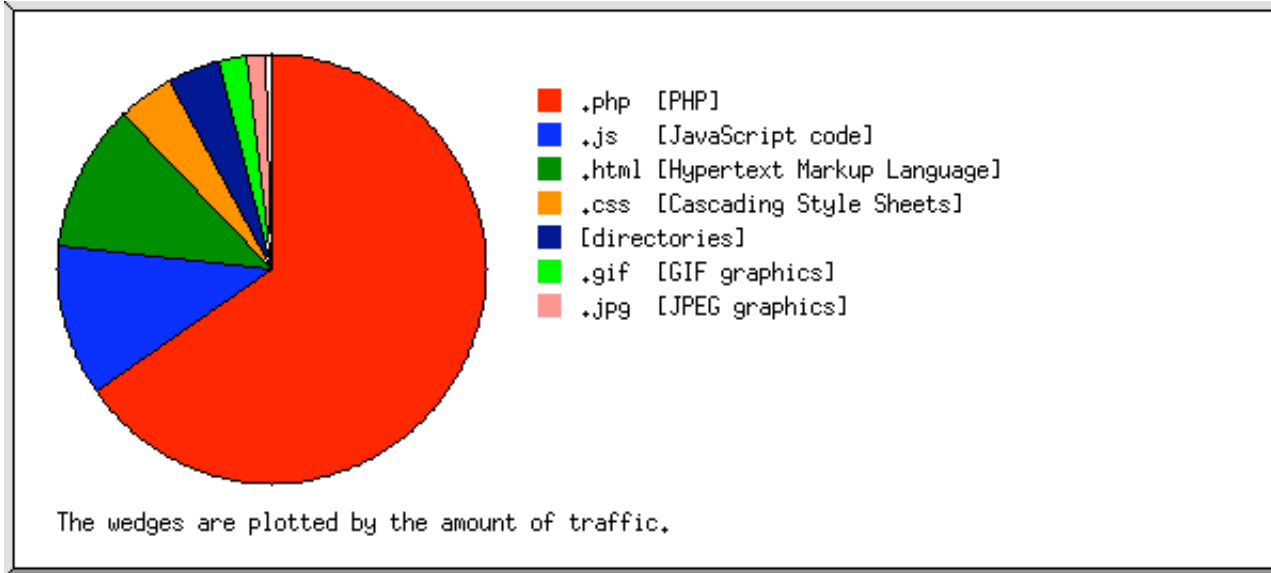
Listing directories with at least 0.01% of the traffic, sorted by the amount of traffic.

#pages	%pages	#reqs	%reqs	Mbytes	%bytes	directory
--------	--------	-------	-------	--------	--------	-----------

1555 910	63.06% 36.90%	1674 910	64.61% 35.12%	7.58 0.29	96.01% 3.67%	/atutor/ [root directory]
1 0	0.04%	1 6	0.04% 0.23%	0.02 0.00	0.28% 0.04%	http:// /images/

File Type Report

This report lists the extensions of files.

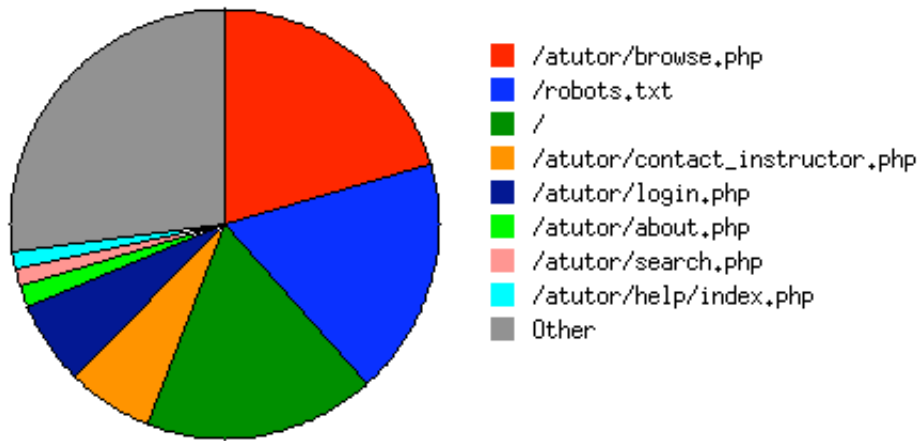


Listing extensions with at least 0.1% of the traffic, sorted by the amount of traffic.

#reqs	%reqs	Mbytes	%bytes	extension
1479	57.08%	5.15	65.18%	.php [PHP]
22	0.85%	0.91	11.57%	.js [JavaScript code]
27	1.04%	0.88	11.13%	.html [Hypertext Markup Language]
47	1.81%	0.33	4.20%	.css [Cascading Style Sheets]
475	18.33%	0.31	3.96%	[directories]
47	1.81%	0.17	2.16%	.gif [GIF graphics]
20	0.77%	0.11	1.40%	.jpg [JPEG graphics]
463	17.87%	0.02	0.26%	.txt [Plain text]
1	0.04%	0.01	0.13%	.swf
10	0.39%	0.00	0.02%	[not listed: 1 extension]

Request Report

This report lists the files on the site.



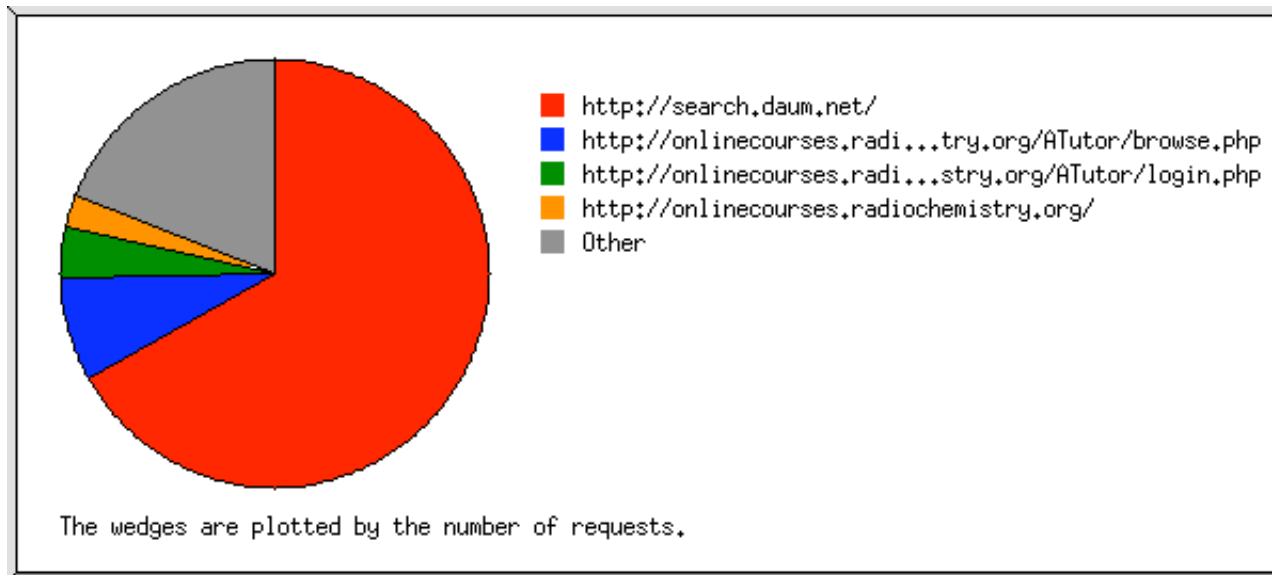
The wedges are plotted by the number of requests.

Listing files with at least 20 requests, sorted by the number of requests.

#reqs	%reqs	Mbytes	%bytes	last time	file
534	20.61%	1.81	22.94%	Apr/30/12 4:49 AM	/atutor/browse.php
461	17.79%	0.01	0.17%	Apr/30/12 7:44 AM	/robots.txt
449	17.33%	0.28	3.50%	Apr/30/12 6:34 AM	/
169	6.52%	0.54	6.83%	Apr/30/12 1:30 AM	/atutor/contact_instructor.php
165	6.37%	0.69	8.68%	Apr/29/12 1:41 PM	/atutor/login.php
40	1.54%	0.15	1.87%	Apr/29/12 8:52 PM	/atutor/about.php
37	1.43%	0.12	1.53%	Apr/29/12 8:50 PM	/atutor/search.php
33	1.27%	0.11	1.34%	Apr/29/12 8:50 PM	/atutor/help/index.php
24	0.93%	0.16	1.99%	Apr/29/12 9:36 PM	/atutor/help/accessibility.php
24	0.93%	0.08	1.08%	Apr/29/12 9:36 PM	/atutor/help/contact_support.php
22	0.85%	0.03	0.35%	Apr/29/12 3:13 PM	/atutor/documentation/index_list.php
22	0.85%	0.91	11.57%	Apr/28/12 11:31 AM	/atutor/overlib.js
611	23.58%	3.01	38.15%	Apr/30/12 6:05 AM	[not listed: 179 files]

Referrer Report

This report lists the referrers (where people followed links from, or pages which included this site's images).

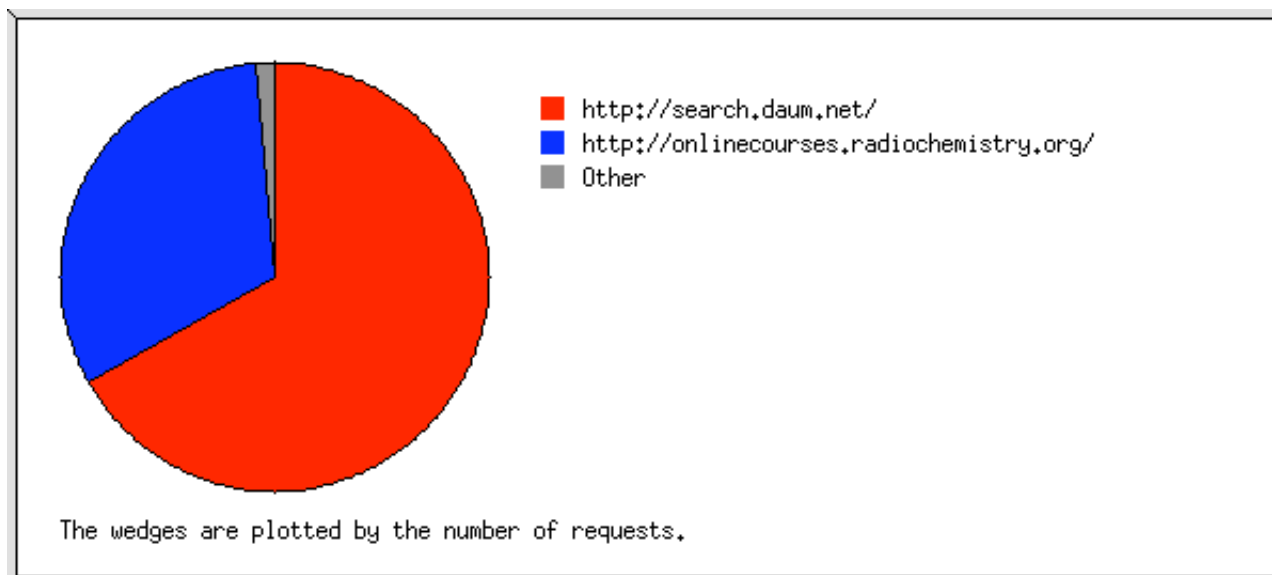


Listing referring URLs with at least 20 requests, sorted by the number of requests.

#reqs	%reqs	URL
522	66.75%	http://search.daum.net/
61	7.80%	http://onlinecourses.radiochemistry.org/ATutor/browse.php
30	3.84%	http://onlinecourses.radiochemistry.org/ATutor/login.php
20	2.56%	http://onlinecourses.radiochemistry.org/
149	19.05%	[not listed: 48 URLs]

Referring Site Report

This report lists which servers people followed links from.



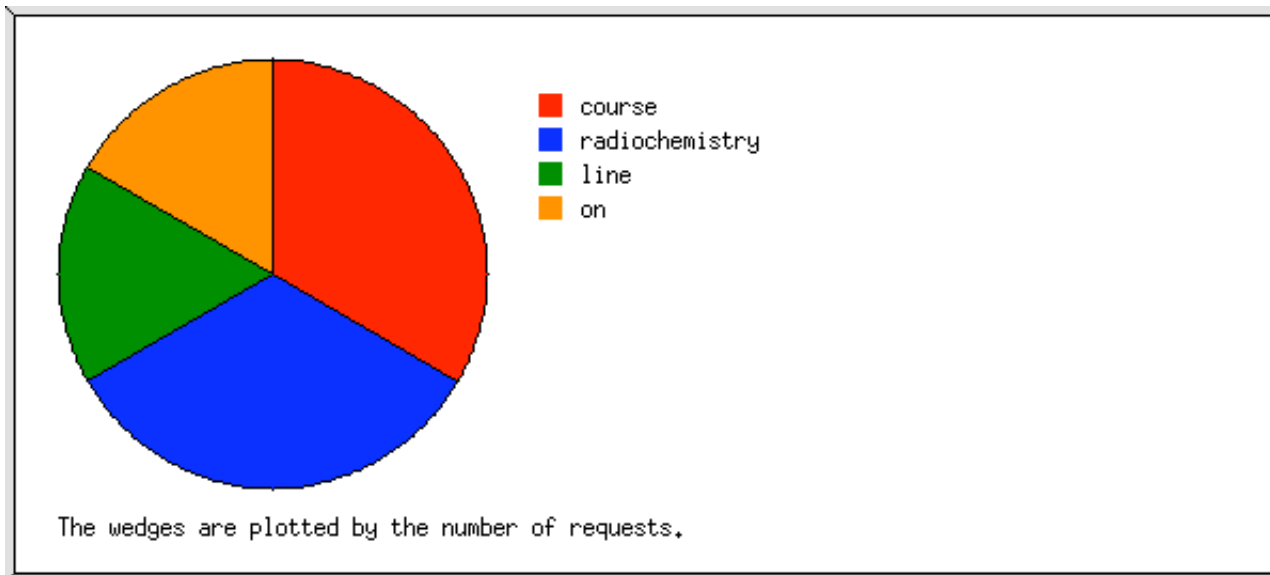
Listing referring sites, sorted by the number of requests.

#reqs	site
522	http://search.daum.net/
249	http://onlinecourses.radiochemistry.org/
5	http://www.radiochemistry.org/

2 http://forex-for-business.ru/
1 http://domains.checkparams.com/
1 http://www.google.ca/
1 http://ca.search.yahoo.com/
1 http://207.45.186.235/

Search Word Report

This report lists which words people used in search engines to find the site.

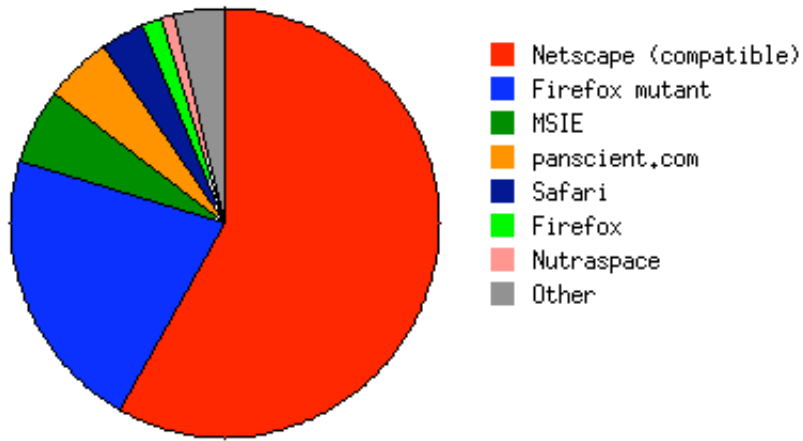


Listing query words, sorted by the number of requests.

#reqs	search term
2	course
2	radiochemistry
1	line
1	on

Browser Summary

This report lists the vendors of visitors' browsers.



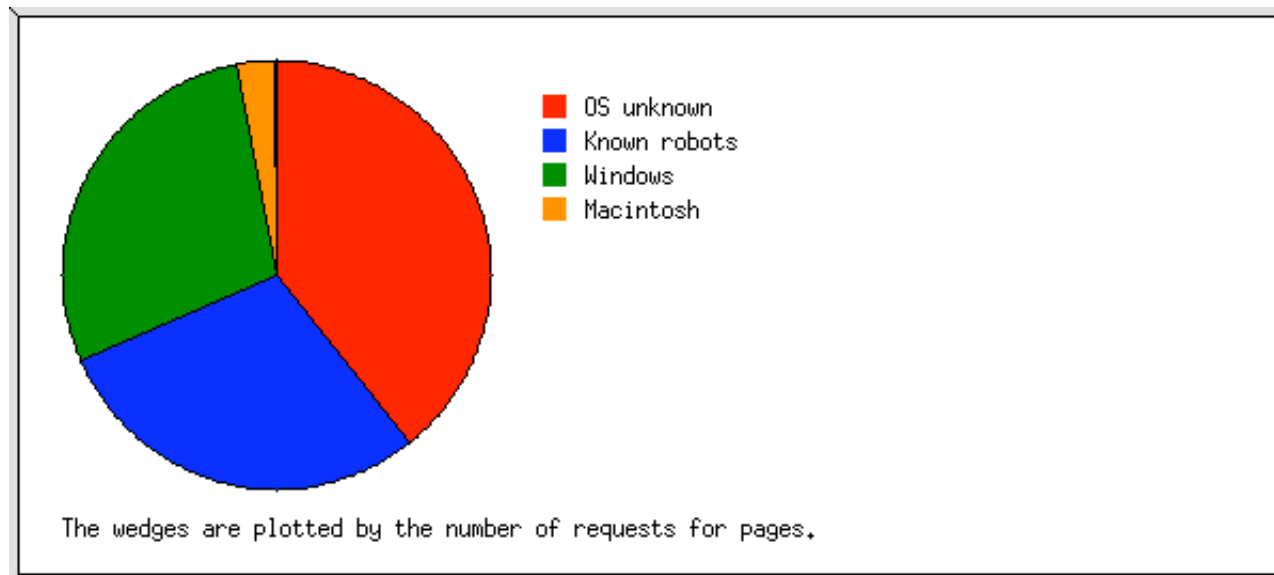
The wedges are plotted by the number of requests for pages.

Listing browsers with at least 1 request for a page, sorted by the number of requests for pages.

#pages	%pages	#reqs	%reqs	Mbytes	%bytes	browser
1430	58.11%	1445	55.88%	3.69	46.69%	Netscape (compatible)
530	21.54%	530	20.49%	1.44	18.24%	Firefox mutant
142	5.77%	197	7.62%	1.32	16.75%	MSIE
55	2.23%	55	2.13%	0.36	4.59%	MSIE/6
44	1.79%	51	1.97%	0.46	5.79%	MSIE/7
16	0.65%	50	1.93%	0.30	3.80%	MSIE/9
12	0.49%	26	1.01%	0.18	2.30%	MSIE/8
126	5.12%	126	4.87%	0.47	5.90%	panscient.com
78	3.17%	131	5.07%	0.55	7.00%	Safari
37	1.50%	37	1.43%	0.09	1.15%	Safari/6531
28	1.14%	64	2.47%	0.27	3.38%	Safari/534
36	1.46%	36	1.39%	0.01	0.19%	Firefox
26	1.06%	26	1.01%	0.00	0.01%	Firefox/6
26	1.06%	26	1.01%	0.04	0.52%	Nutraspace
26	1.06%	26	1.01%	0.04	0.52%	Nutraspace/Nutch-1
24	0.98%	24	0.93%	0.00	0.01%	Baiduspider+(+http:
24	0.98%	24	0.93%	0.00	0.01%	Baiduspider+(+http://www
22	0.89%	22	0.85%	0.04	0.49%	Mozilla
18	0.73%	18	0.70%	0.10	1.29%	Opera
8	0.33%	8	0.31%	0.02	0.23%	KeywordSearchTool.co
7	0.28%	7	0.27%	0.04	0.47%	OpenAcoon v4.10.5 (www.openacoon.de)
4	0.16%	4	0.15%	0.01	0.08%	Pixray-Seeker
4	0.16%	4	0.15%	0.01	0.15%	intelium_bot
2	0.08%	2	0.08%	0.00	0.04%	msnbot
2	0.08%	2	0.08%	0.00		Mail.RU
1	0.04%	1	0.04%	0.00	0.02%	Sogou web spider
1	0.04%	1	0.04%	0.00	0.04%	Mediapartners-Google
0		2	0.08%	0.15	1.91%	[not listed: 1 browser]

Operating System Report

This report lists the operating systems used by visitors.



Listing operating systems with at least 5 requests for pages, sorted by the number of requests for pages.

#reqs	#pages	OS
979	966	OS unknown
722	718	Known robots
768	704	Windows
604	562	<i>Unknown Windows</i>
124	103	<i>Windows XP</i>
17	17	<i>Windows 2000</i>
11	11	<i>Windows NT</i>
8	8	<i>Windows 95</i>
3	2	<i>Windows Server 2003</i>
1	1	<i>Windows ME</i>
113	70	Macintosh
4	3	[not listed: 1 OS]

This analysis was produced by analog 6.0.

Running time: 1 second.