

This report lists the total activity for each day of the week, summed over all the weeks in the report.

Each unit (■) represents 3 requests for pages or part thereof.

day	#pages	#reqs	Mbytes
Sun	56	97	0.56
Mon	58	131	0.64
Tue	66	255	1.21
Wed	68	240	1.10
Thu	84	276	1.46
Fri	88	141	0.73
Sat	57	109	0.59

Hourly Summary

This report lists the total activity for each hour of the day, summed over all the days in the report.

Each unit (■) represents 1 request for a page.

hour	#pages	#reqs	kbytes
0	36	36	254.89
1	23	58	293.18
2	13	13	56.84
3	16	16	103.91
4	25	25	179.30
5	16	16	75.74
6	12	36	165.65
7	30	53	259.04
8	19	45	242.15
9	17	57	293.28
10	20	59	348.83
11	18	53	281.84
12	29	68	386.83
13	24	90	413.07
14	13	56	277.11
15	19	81	458.52
16	28	110	531.29
17	15	82	302.49
18	21	61	305.67
19	22	107	527.80
20	30	56	317.64
21	15	28	135.31
22	4	17	97.41
23	12	26	136.20

Domain Report

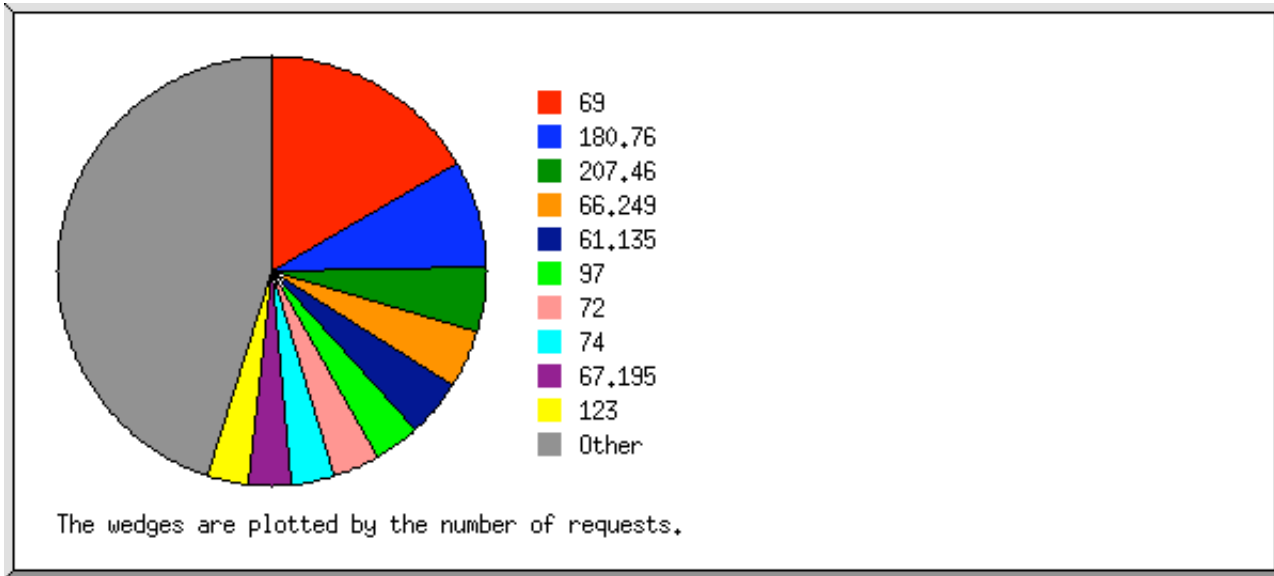
This report lists the countries of the computers which requested files.

Listing domains, sorted by the amount of traffic.

#pages	%pages	#reqs	%reqs	Mbytes	%bytes	domain
477	100%	1249	100%	6.29	100%	[unresolved numerical addresses]

Organization Report

This report lists the organizations of the computers which requested files.

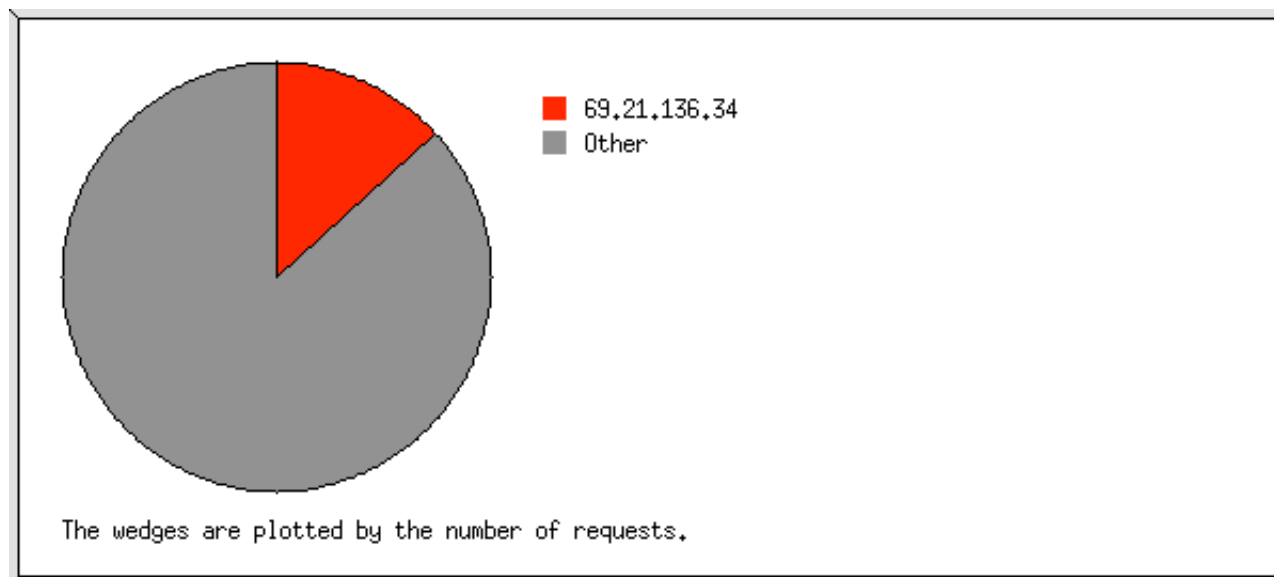


Listing the top 20 organizations by the number of requests, sorted by the number of requests.

#pages	%pages	#reqs	%reqs	Mbytes	%bytes	organization
17	3.56%	209	16.73%	1.06	16.91%	69
100	20.96%	100	8.01%	0.87	13.75%	180.76
59	12.37%	61	4.88%	0.32	5.10%	207.46
55	11.53%	55	4.40%	0.14	2.21%	66.249
53	11.11%	53	4.24%	0.41	6.58%	61.135
3	0.63%	43	3.44%	0.20	3.23%	97
3	0.63%	43	3.44%	0.22	3.44%	72
3	0.63%	42	3.36%	0.20	3.22%	74
1	0.21%	40	3.20%	0.08	1.20%	67.195
39	8.18%	39	3.12%	0.14	2.21%	123
1	0.21%	29	2.32%	0.07	1.10%	198.102
2	0.42%	28	2.24%	0.14	2.15%	70
1	0.21%	27	2.16%	0.07	1.07%	71
1	0.21%	16	1.28%	0.07	1.10%	66.239
1	0.21%	15	1.20%	0.07	1.09%	98
1	0.21%	15	1.20%	0.07	1.09%	173.58
1	0.21%	15	1.20%	0.07	1.09%	198.8
1	0.21%	15	1.20%	0.07	1.09%	192.189
1	0.21%	15	1.20%	0.07	1.09%	64.8
1	0.21%	15	1.20%	0.07	1.09%	64.136
133	27.88%	374	29.94%	1.90	30.20%	[not listed: 49 organizations]

Host Report

This report lists the computers which requested files.

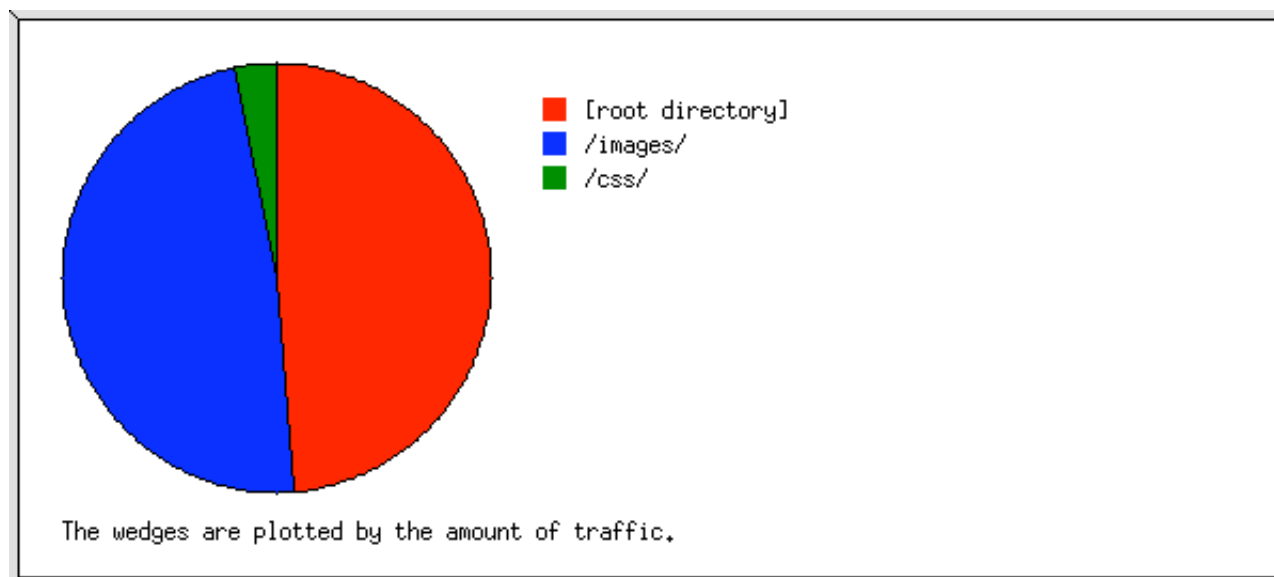


Listing hosts with at least 100 requests, sorted alphabetically.

#pages	%pages	#reqs	%reqs	Mbytes	%bytes	host
14	2.94%	167	13.37%	0.86	13.69%	69.21.136.34
463	97.06%	1082	86.63%	5.43	86.31%	[not listed: 275 hosts]

Directory Report

This report lists the directories from which files were requested. (The figures for each directory include all of its subdirectories.)

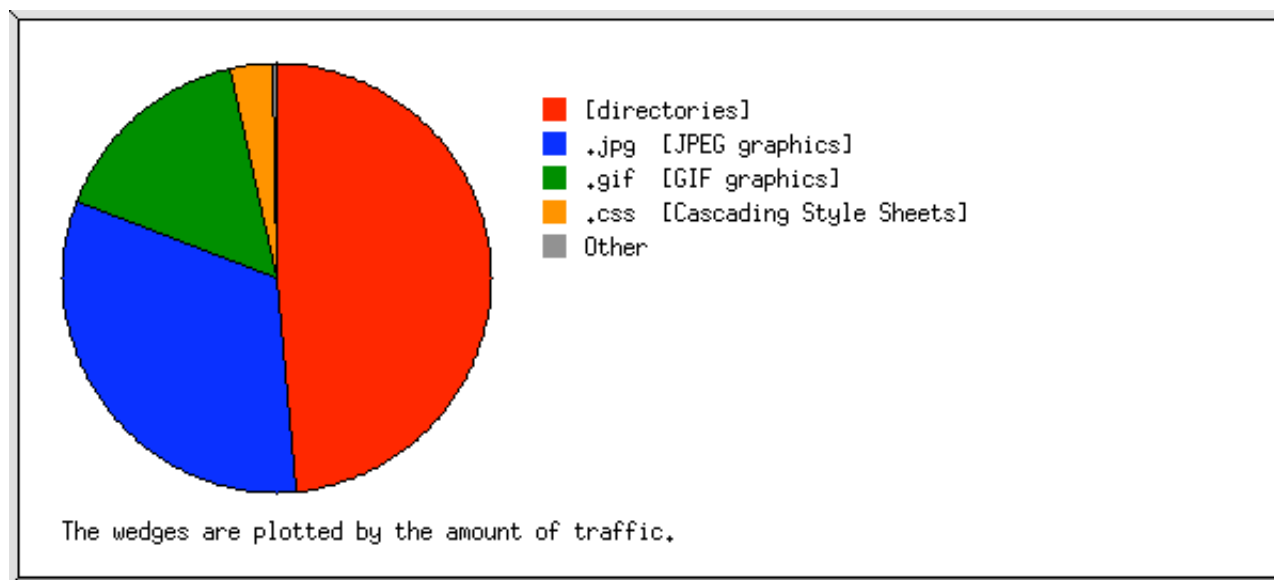


Listing directories with at least 0.01% of the traffic, sorted by the amount of traffic.

#pages	%pages	#reqs	%reqs	Mbytes	%bytes	directory
477	100%	493	39.47%	3.07	48.71%	[root directory]
0		699	55.96%	3.03	48.13%	/images/
0		57	4.56%	0.20	3.16%	/css/

File Type Report

This report lists the extensions of files.

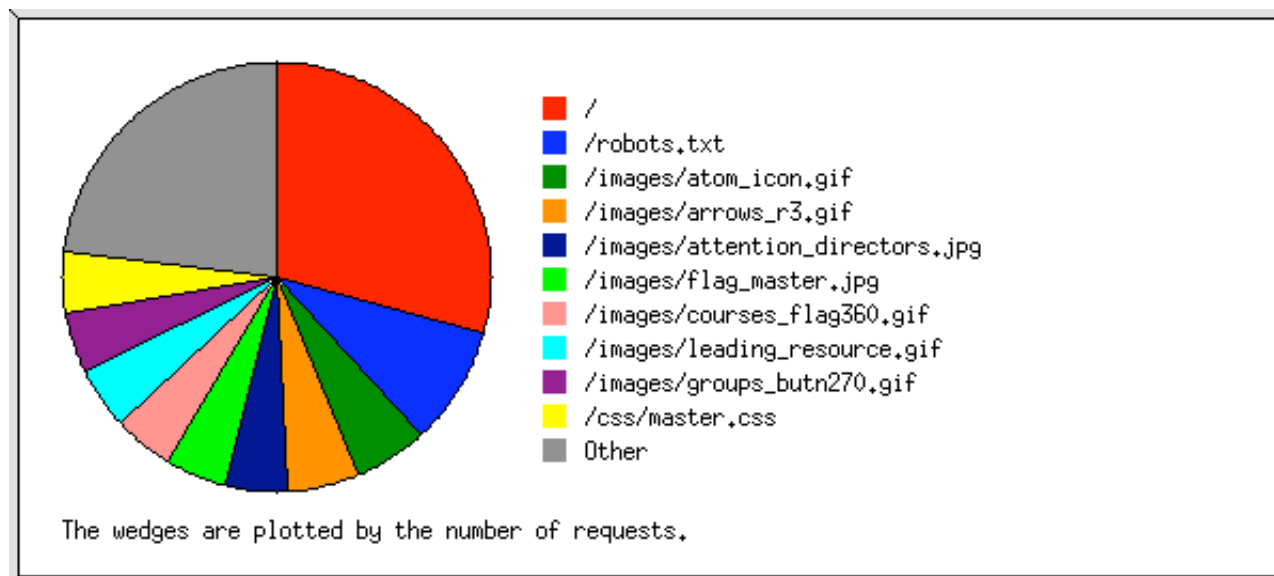


Listing extensions with at least 0.1% of the traffic, sorted by the amount of traffic.

#reqs	%reqs	Mbytes	%bytes	extension
366	29.30%	3.05	48.41%	[directories]
227	18.17%	2.04	32.41%	.jpg [JPEG graphics]
472	37.79%	0.99	15.71%	.gif [GIF graphics]
57	4.56%	0.20	3.16%	.css [Cascading Style Sheets]
16	1.28%	0.01	0.22%	.ico
111	8.89%	0.01	0.09%	[not listed: 1 extension]

Request Report

This report lists the files on the site.

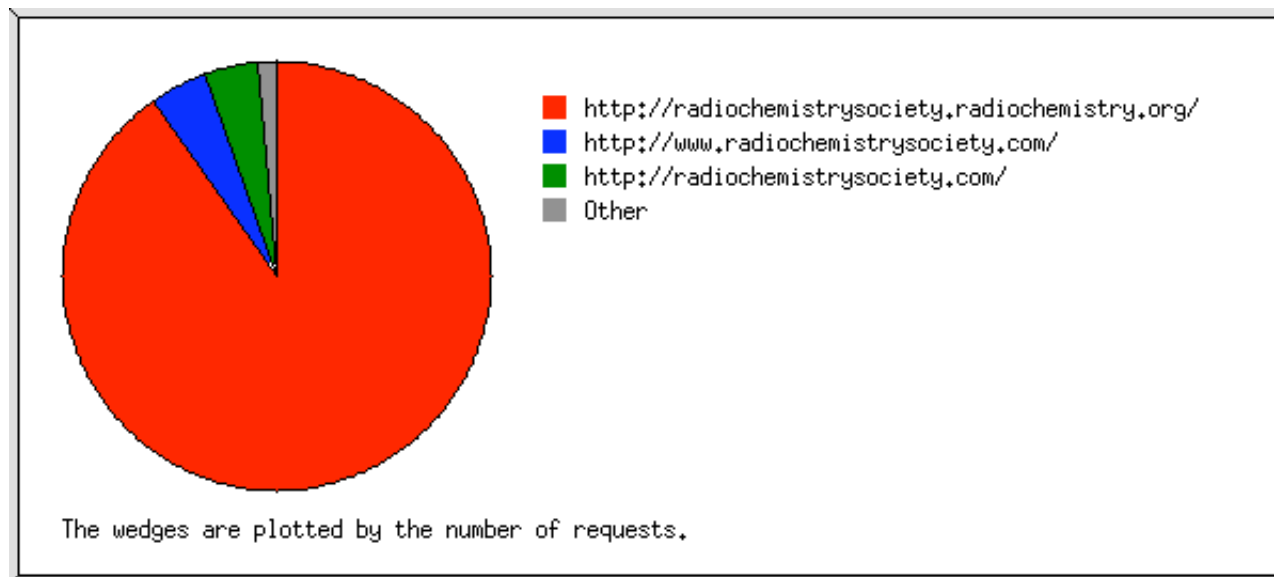


Listing files with at least 20 requests, sorted by the number of requests.

#reqs	%reqs	Mbytes	%bytes	last time	file
366	29.30%	3.05	48.41%	Mar/31/12 1:19 AM	/
111	8.89%	0.01	0.09%	Mar/31/12 3:57 AM	/robots.txt
68	5.44%	0.04	0.60%	Mar/30/12 12:23 PM	/images/atom_icon.gif
68	5.44%	0.00	0.06%	Mar/30/12 12:23 PM	/images/arrows_r3.gif
58	4.64%	0.54	8.59%	Mar/30/12 12:23 PM	/images/attention_directors.jpg
58	4.64%	0.93	14.74%	Mar/30/12 12:23 PM	/images/flag_master.jpg
58	4.64%	0.22	3.50%	Mar/30/12 12:23 PM	/images/courses_flag360.gif
58	4.64%	0.38	6.04%	Mar/30/12 12:23 PM	/images/leading_resource.gif
57	4.56%	0.14	2.21%	Mar/30/12 12:23 PM	/images/groups_butn270.gif
57	4.56%	0.20	3.16%	Mar/30/12 12:23 PM	/css/master.css
57	4.56%	0.18	2.78%	Mar/30/12 12:23 PM	/images/countdown3.gif
57	4.56%	0.18	2.92%	Mar/30/12 12:23 PM	/images/cap_courses.jpg
55	4.40%	0.03	0.44%	Mar/30/12 12:23 PM	/images/questions.gif
54	4.32%	0.39	6.16%	Mar/30/12 12:23 PM	/images/bkg_atom.jpg
51	4.08%	0.00	0.07%	Mar/30/12 12:23 PM	/images/footer_line.gif
16	1.28%	0.01	0.22%	Mar/29/12 6:44 AM	[not listed: 1 file]

Referrer Report

This report lists the referrers (where people followed links from, or pages which included this site's images).



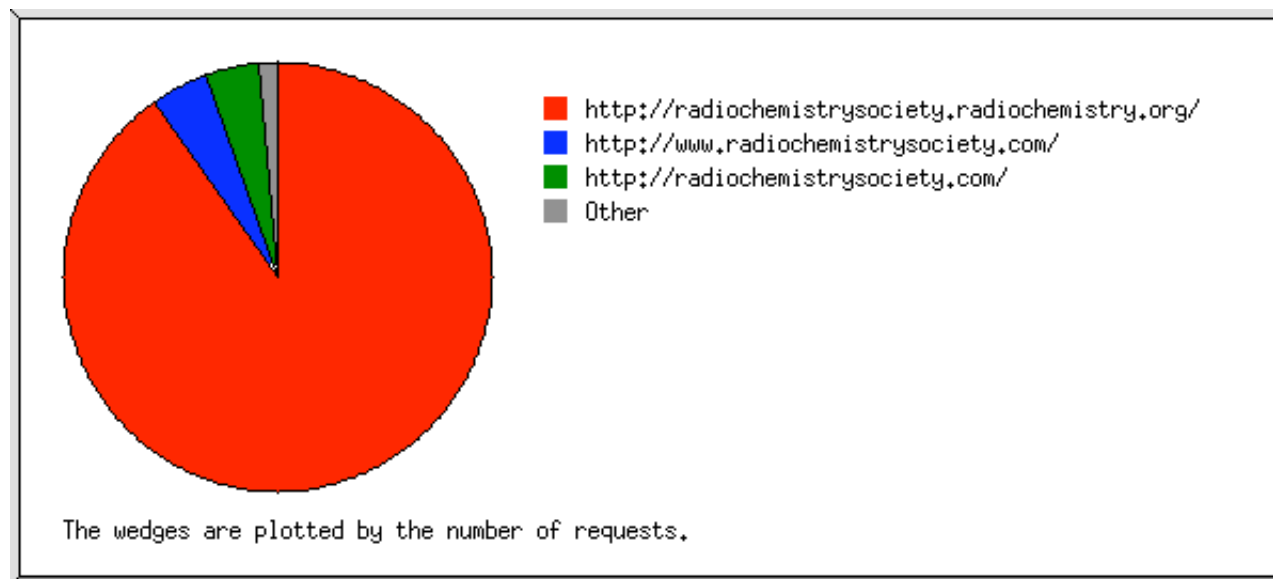
Listing referring URLs with at least 20 requests, sorted by the number of requests.

#reqs	%reqs	URL
695	90.26%	http://radiochemistrysociety.radiochemistry.org/
26	3.38%	http://radiochemistrysociety.radiochemistry.org/?gclid=CM3OnKbE064CFUrWKgodnTEeeQ
13	1.69%	http://radiochemistrysociety.radiochemistry.org/?gclid=COqJronw-K4CFdFa7AodSBTx0Q
13	1.69%	http://radiochemistrysociety.radiochemistry.org/?gclid=CIGAmNHYgK8CFQMRNAodYVRc1g

13	1.69%	http://radiochemistrysociety.radiochemistry.org/?gclid=CMqb9Z7uh68CFc-a7QodORgZBA
13	1.69%	http://radiochemistrysociety.radiochemistry.org/?gclid=CMS27PLziq8CFQcFRQodLBn99w
13	1.69%	http://radiochemistrysociety.radiochemistry.org/?gclid=COvhtvaz_a4CFUyR7Qodnpp3g
13	1.69%	http://radiochemistrysociety.radiochemistry.org/?gclid=CIiy-uvZ9q4CFUhjTAodO3yVxg
13	1.69%	http://radiochemistrysociety.radiochemistry.org/?gclid=CLSW1-KlxK4CFcGc7QodJnH9VQ
13	1.69%	http://radiochemistrysociety.radiochemistry.org/?gclid=CMCSwvG-6a4CFYuK4AodJ2jGLQ
13	1.69%	http://radiochemistrysociety.radiochemistry.org/?gclid=CJzqoOvj9q4CFUmc7Qod0B9Nzg
13	1.69%	http://radiochemistrysociety.radiochemistry.org/?gclid=CIXOn7_s064CFUhl7Aodzwd5fg
33	4.29%	http://www.radiochemistrysociety.com/
32	4.16%	http://radiochemistrysociety.com/
10	1.30%	[not listed: 2 URLs]

Referring Site Report

This report lists which servers people followed links from.

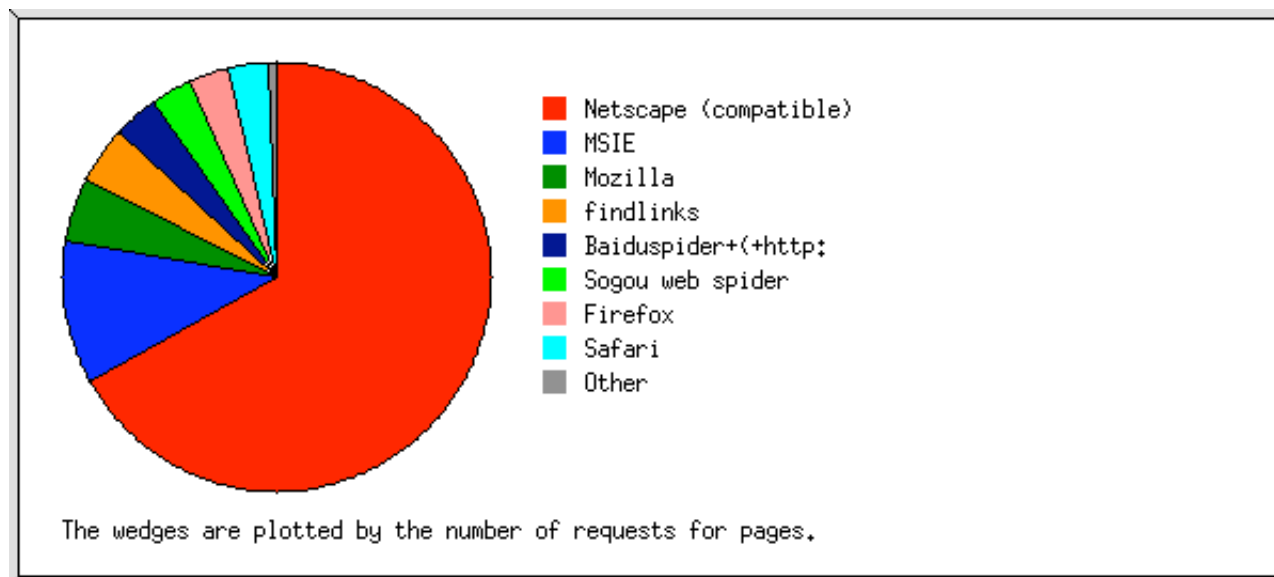


Listing referring sites, sorted by the number of requests.

#reqs	site
695	http://radiochemistrysociety.radiochemistry.org/
33	http://www.radiochemistrysociety.com/
32	http://radiochemistrysociety.com/
7	http://www.bing.com/
3	http://search.yahoo.com/

Browser Summary

This report lists the vendors of visitors' browsers.

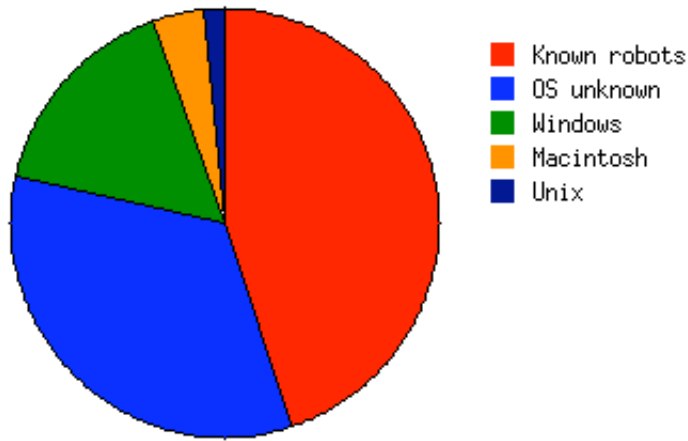


Listing browsers with at least 1 request for a page, sorted by the number of requests for pages.

#pages	%pages	#reqs	%reqs	Mbytes	%bytes	browser
316	66.81%	395	31.73%	2.13	33.87%	Netscape (compatible)
51	10.78%	432	34.70%	2.01	31.94%	MSIE
22	4.65%	308	24.74%	1.32	21.01%	MSIE/8
22	4.65%	78	6.27%	0.45	7.12%	MSIE/7
23	4.86%	23	1.85%	0.21	3.37%	Mozilla
21	4.44%	21	1.69%	0.10	1.62%	findlinks
21	4.44%	21	1.69%	0.10	1.62%	findlinks/2
16	3.38%	16	1.29%	0.00	0.01%	Baiduspider+(+http:
16	3.38%	16	1.29%	0.00	0.01%	Baiduspider+(+http://www
15	3.17%	15	1.20%	0.14	2.20%	Sogou web spider
15	3.17%	15	1.20%	0.14	2.20%	Sogou web spider/4
14	2.96%	167	13.41%	0.86	13.71%	Firefox
14	2.96%	132	10.60%	0.62	9.83%	Safari
3	0.63%	43	3.45%	0.22	3.44%	AdsBot-Google (+http:
0		1	0.08%	0.00	0.01%	[not listed: 1 browser]

Operating System Report

This report lists the operating systems used by visitors.



The wedges are plotted by the number of requests for pages.

Listing operating systems with at least 5 requests for pages, sorted by the number of requests for pages.

#reqs	#pages	OS
265	212	Known robots
226	159	OS unknown
483	76	Windows
268	40	<i>Unknown Windows</i>
215	36	<i>Windows XP</i>
186	19	Macintosh
85	7	Unix
85	7	<i>Linux</i>

This analysis was produced by analog 6.0.

Running time: Less than 1 second.