



Web Server Statistics for Radiochemistry Society

Program started on Thu, Apr 12 2012 at 7:32 PM.

Analyzed requests from Wed, Feb 29 2012 at 7:06 AM to Sat, Mar 31 2012 at 7:47 AM (31.03 days).

General Summary

This report contains overall statistics.

Successful requests: 2,790

Average successful requests per day: 89

Successful requests for pages: 2,615

Average successful requests for pages per day: 84

Failed requests: 92

Redirected requests: 172

Distinct files requested: 183

Distinct hosts served: 542

Data transferred: 8.57 megabytes

Average data transferred per day: 282.85 kilobytes

Monthly Report

This report lists the activity in each month.

Each unit (■) represents 80 requests for pages or part thereof.

month	#pages	#reqs	Mbytes
Feb 2012	180	267	0.97
Mar 2012	2435	2523	7.60

Busiest month: Mar 2012 (2,435 requests for pages).

Weekly Report

This report lists the activity in each week.

Each unit (■) represents 25 requests for pages or part thereof.

week beg.	#pages	#reqs	Mbytes
Feb/26/12	581	682	2.21
Mar/ 4/12	742	768	2.83
Mar/11/12	442	445	1.01
Mar/18/12	433	450	1.28
Mar/25/12	417	445	1.24






Busiest week: week beginning Mar/ 4/12 (742 requests for pages).

Daily Summary

This report lists the total activity for each day of the week, summed over all the weeks in the report.

Each unit (■) represents 20 requests for pages or part thereof.

























day	#pages	#reqs	Mbytes
Sun	322	336	0.83
Mon	315	330	1.00

Tue	311	323	0.86	
Wed	600	695	2.48	
Thu	347	358	1.05	
Fri	399	424	1.45	
Sat	321	324	0.91	

Hourly Summary

This report lists the total activity for each hour of the day, summed over all the days in the report.

Each unit (■) represents 8 requests for pages or part thereof.

hour	#pages	#reqs	Mbytes	
0	95	102	0.37	
1	71	78	0.20	
2	82	82	0.22	
3	112	120	0.27	
4	95	102	0.34	
5	80	81	0.15	
6	99	99	0.45	
7	111	118	0.45	
8	40	41	0.08	
9	79	80	0.18	
10	84	99	0.26	
11	100	101	0.27	
12	85	86	0.20	
13	130	134	0.41	
14	284	313	1.29	
15	194	214	0.60	
16	121	164	0.50	
17	72	84	0.36	
18	103	104	0.18	
19	85	85	0.32	
20	111	111	0.45	
21	140	144	0.30	
22	111	117	0.41	
23	131	131	0.34	

Domain Report

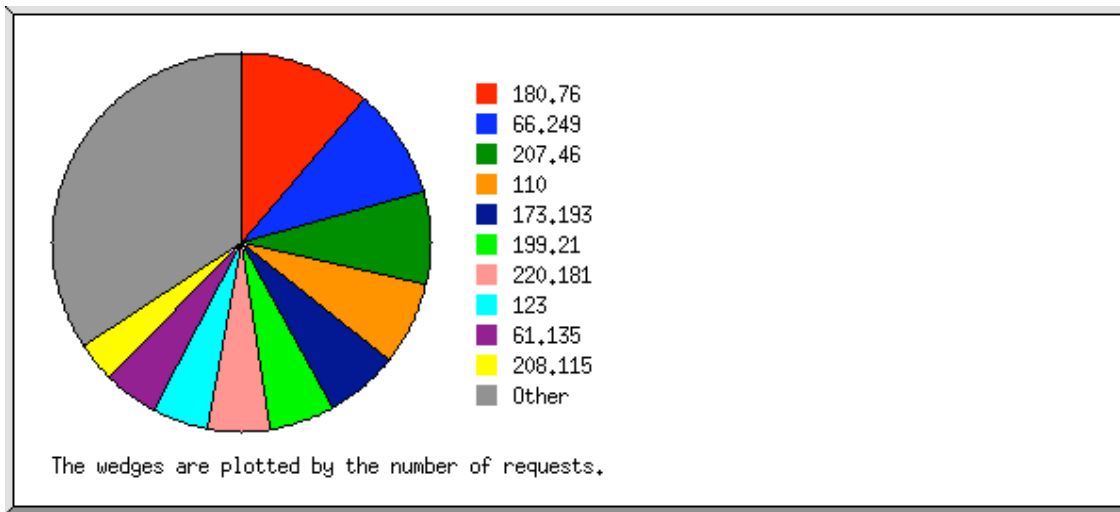
This report lists the countries of the computers which requested files.

Listing domains, sorted by the amount of traffic.

#pages	%pages	#reqs	%reqs	Mbytes	%bytes	domain
2615	100%	2790	100%	8.57	100%	[unresolved numerical addresses]

Organization Report

This report lists the organizations of the computers which requested files.

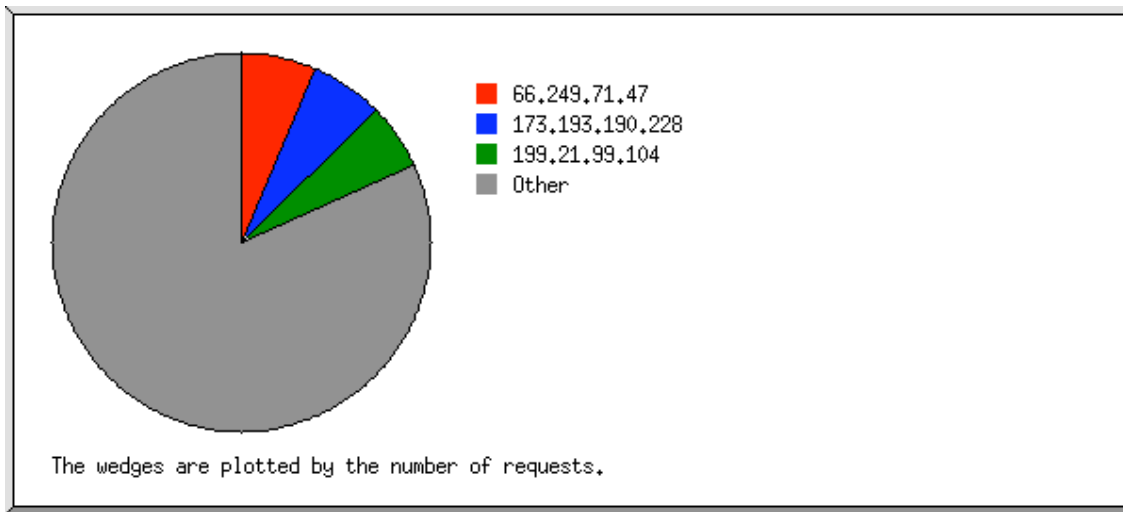


Listing the top 20 organizations by the number of requests, sorted by the number of requests.

#pages	%pages	#reqs	%reqs	Mbytes	%bytes	organization
317	12.12%	317	11.36%	0.45	5.29%	180.76
262	10.02%	263	9.43%	0.81	9.47%	66.249
210	8.03%	216	7.74%	0.35	4.13%	207.46
201	7.69%	201	7.20%	0.63	7.37%	110
170	6.50%	174	6.24%	0.90	10.49%	173.193
155	5.93%	155	5.56%	0.45	5.22%	199.21
144	5.51%	147	5.27%	0.17	1.93%	220.181
134	5.12%	134	4.80%	0.12	1.42%	123
129	4.93%	129	4.62%	0.16	1.83%	61.135
96	3.67%	96	3.44%	0.39	4.58%	208.115
92	3.52%	92	3.30%	0.13	1.55%	65.52
77	2.94%	77	2.76%	0.21	2.40%	116
42	1.61%	68	2.44%	0.42	4.84%	69
48	1.84%	54	1.94%	0.17	1.95%	157.55
51	1.95%	51	1.83%	0.21	2.48%	213.186
48	1.84%	49	1.76%	0.20	2.30%	46
18	0.69%	43	1.54%	0.18	2.06%	50
32	1.22%	35	1.25%	0.13	1.53%	95
32	1.22%	32	1.15%	0.01	0.10%	119
16	0.61%	25	0.90%	0.16	1.87%	91
341	13.04%	432	15.48%	2.33	27.19%	[not listed: 85 organizations]

Host Report

This report lists the computers which requested files.

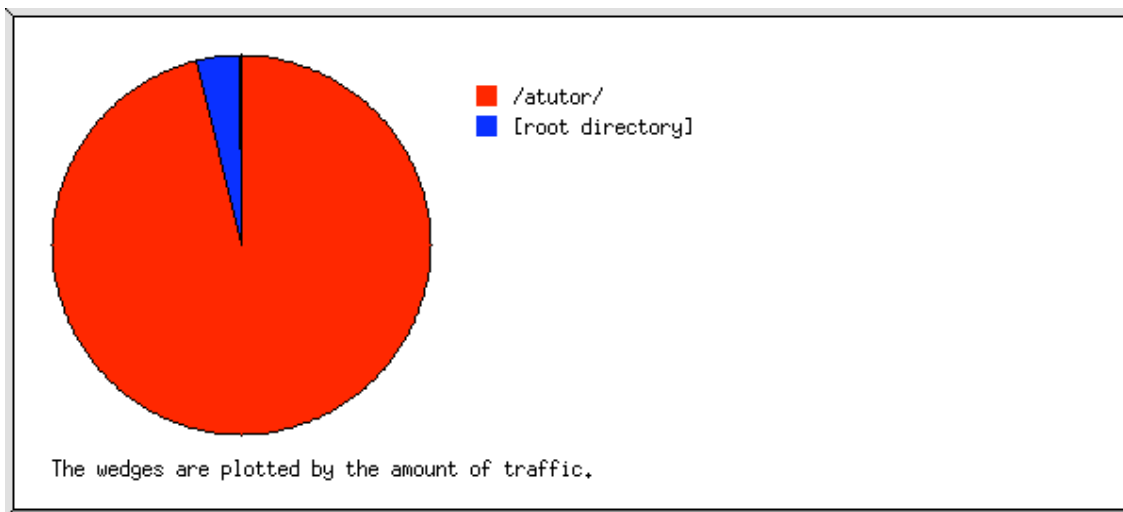


Listing hosts with at least 100 requests, sorted alphabetically.

#pages	%pages	#reqs	%reqs	Mbytes	%bytes	host
181	6.92%	181	6.49%	0.56	6.51%	66.249.71.47
170	6.50%	174	6.24%	0.90	10.49%	173.193.190.228
155	5.93%	155	5.56%	0.45	5.22%	199.21.99.104
2109	80.65%	2280	81.72%	6.67	77.79%	[not listed: 539 hosts]

Directory Report

This report lists the directories from which files were requested. (The figures for each directory include all of its subdirectories.)

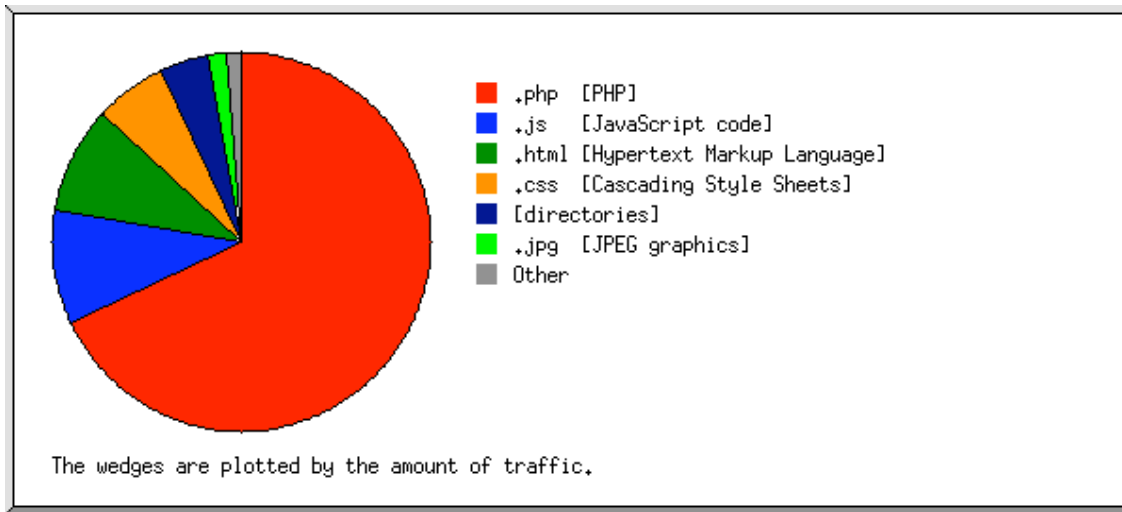


Listing directories with at least 0.01% of the traffic, sorted by the amount of traffic.

#pages	%pages	#reqs	%reqs	Mbytes	%bytes	directory
1696	64.86%	1869	66.99%	8.25	96.26%	/atutor/
919	35.14%	919	32.94%	0.32	3.73%	[root directory]
0	0%	2	0.07%	0.00	0.01%	/images/

File Type Report

This report lists the extensions of files.

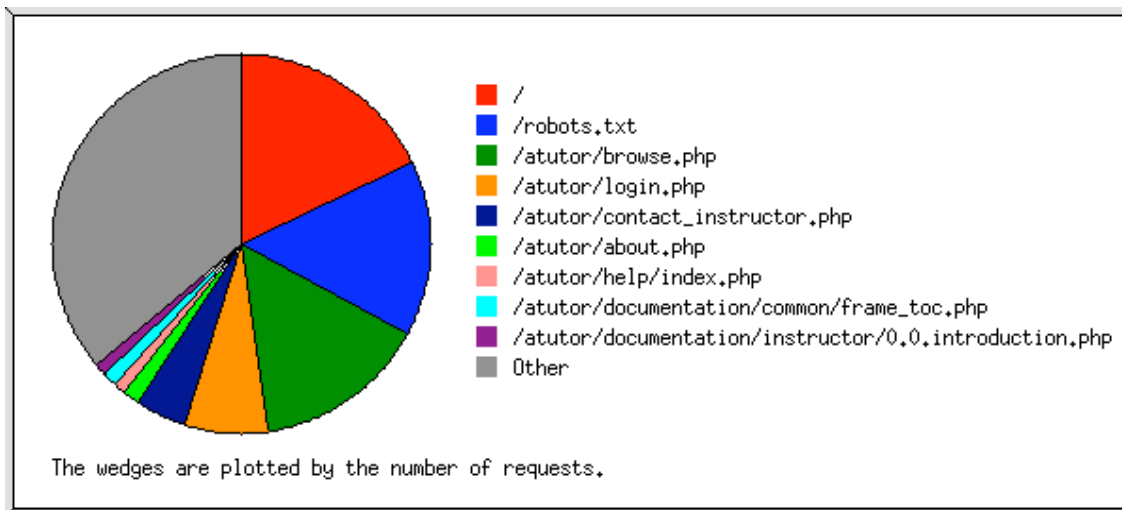


Listing extensions with at least 0.1% of the traffic, sorted by the amount of traffic.

#reqs	%reqs	Mbytes	%bytes	extension
1616	57.92%	5.82	67.92%	.php [PHP]
20	0.72%	0.83	9.69%	.js [JavaScript code]
25	0.90%	0.79	9.25%	.html [Hypertext Markup Language]
72	2.58%	0.53	6.16%	.css [Cascading Style Sheets]
536	19.21%	0.35	4.14%	[directories]
23	0.82%	0.14	1.64%	.jpg [JPEG graphics]
4	0.14%	0.04	0.48%	.swf
60	2.15%	0.04	0.41%	.gif [GIF graphics]
418	14.98%	0.02	0.26%	.txt [Plain text]
16	0.57%	0.00	0.03%	[not listed: 1 extension]

Request Report

This report lists the files on the site.



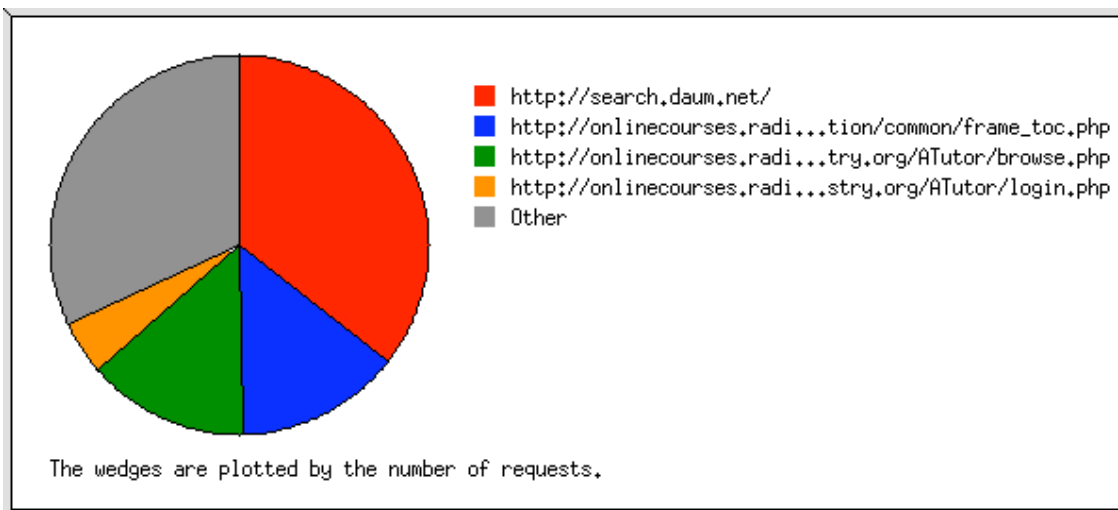
Listing files with at least 20 requests, sorted by the number of requests.

#reqs	%reqs	Mbytes	%bytes	last time	file
504	18.06%	0.31	3.59%	Mar/31/12 7:36 AM	/
415	14.87%	0.01	0.14%	Mar/31/12 7:47 AM	/robots.txt
				Mar/31/12	

410	14.70%	1.61	18.78%	5:50 AM	/atutor/browse.php
198	7.10%	0.80	9.36%	Mar/30/12 6:54 PM	/atutor/login.php
122	4.37%	0.44	5.12%	Mar/30/12 1:56 PM	/atutor/contact_instructor.php
40	1.43%	0.17	1.95%	Mar/30/12 6:49 PM	/atutor/about.php
32	1.15%	0.13	1.56%	Mar/30/12 3:23 PM	/atutor/help/index.php
31	1.11%	0.19	2.24%	Mar/30/12 8:20 PM	/atutor/documentation/common/frame_toc.php
28	1.00%	0.03	0.34%	Mar/30/12 8:20 PM	/atutor/documentation/instructor/0.0.introduction.php
27	0.97%	0.10	1.21%	Mar/31/12 2:43 AM	/atutor/search.php
26	0.93%	0.07	0.78%	Mar/30/12 8:20 PM	/atutor/documentation/common/frame_header.php
25	0.90%	0.04	0.47%	Mar/26/12 2:01 AM	/atutor/documentation/instructor/8.0.forums.php
25	0.90%	0.03	0.37%	Mar/29/12 1:50 PM	/atutor/documentation/index_list.php
23	0.82%	0.03	0.37%	Mar/22/12 7:53 AM	/atutor/documentation/instructor/index.php
22	0.79%	0.05	0.58%	Mar/30/12 3:45 AM	/atutor/themes/default/forms.css
21	0.75%	0.45	5.25%	Mar/30/12 3:45 AM	/atutor/themes/default/styles.css
20	0.72%	0.02	0.29%	Mar/26/12 2:01 AM	/atutor/documentation/instructor/8.1.creating_forums.php
20	0.72%	0.01	0.07%	Mar/30/12 3:45 AM	/atutor/themes/default/print.css
20	0.72%	0.83	9.69%	Mar/30/12 3:45 AM	/atutor/overlib.js
781	27.99%	3.24	37.84%	Mar/31/12 5:22 AM	[not listed: 164 files]

Referrer Report

This report lists the referrers (where people followed links from, or pages which included this site's images).

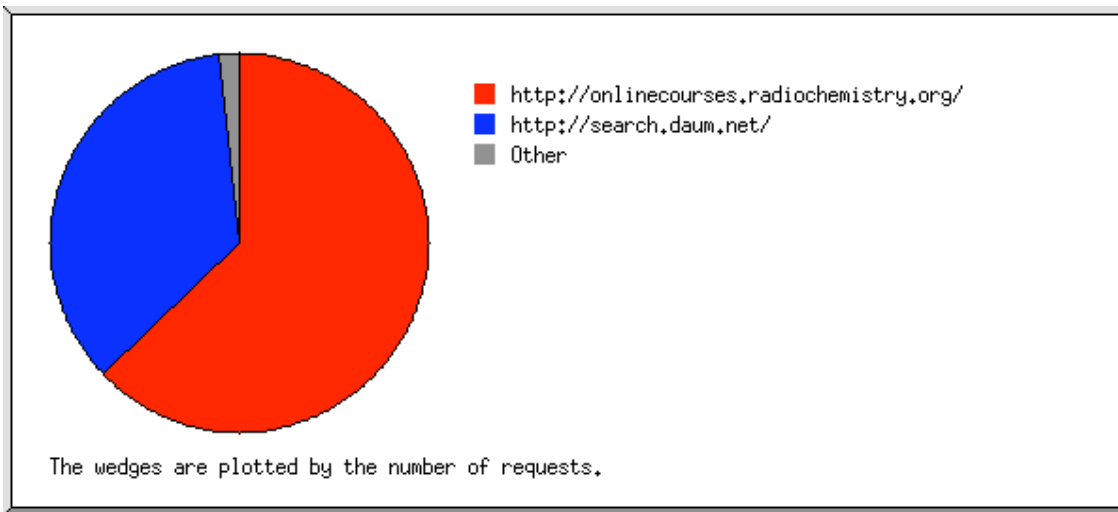


Listing referring URLs with at least 20 requests, sorted by the number of requests.

#reqs	%reqs	URL
278	35.64%	http://search.daum.net/
109	13.97%	http://onlinecourses.radiochemistry.org/ATutor/documentation/common/frame_toc.php
59	7.56%	http://onlinecourses.radiochemistry.org/ATutor/documentation/common/frame_toc.php?instructor
36	4.62%	http://onlinecourses.radiochemistry.org/ATutor/documentation/common/frame_toc.php?admin
14	1.79%	http://onlinecourses.radiochemistry.org/ATutor/documentation/common/frame_toc.php?general
107	13.72%	http://onlinecourses.radiochemistry.org/ATutor/browse.php
37	4.74%	http://onlinecourses.radiochemistry.org/ATutor/login.php
249	31.92%	[not listed: 53 URLs]

Referring Site Report

This report lists which servers people followed links from.

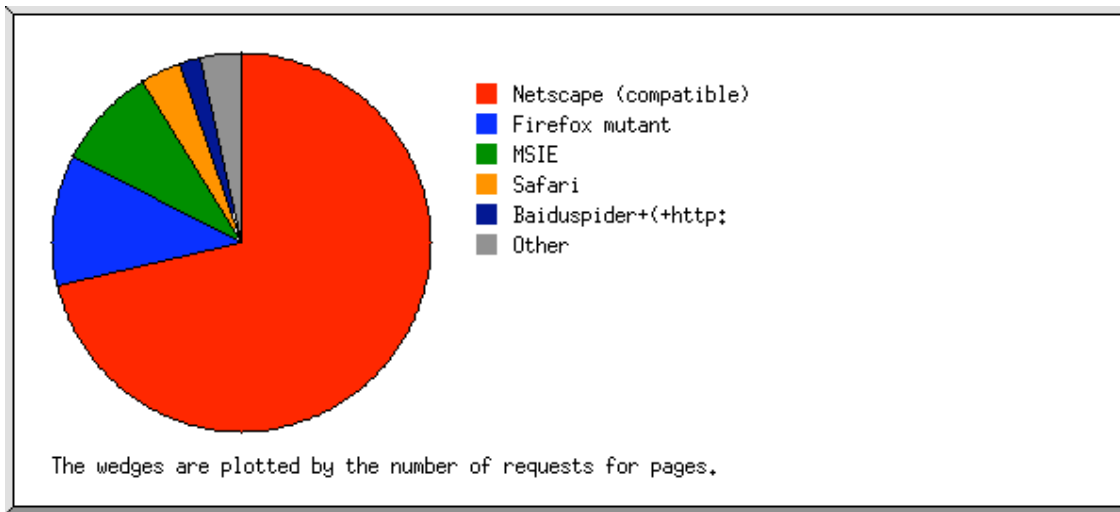


Listing referring sites, sorted by the number of requests.

#reqs	site
489	http://onlinecourses.radiochemistry.org/
278	http://search.daum.net/
5	http://www.radiochemistry.org/
2	http://www.google.com/
1	http://www.bing.com/
1	http://veehd.com/
1	http://search.yahoo.com/
1	http://www.google.co.th/
1	http://www.google.it/
1	http://radiochemistry.org/

Browser Summary

This report lists the vendors of visitors' browsers.

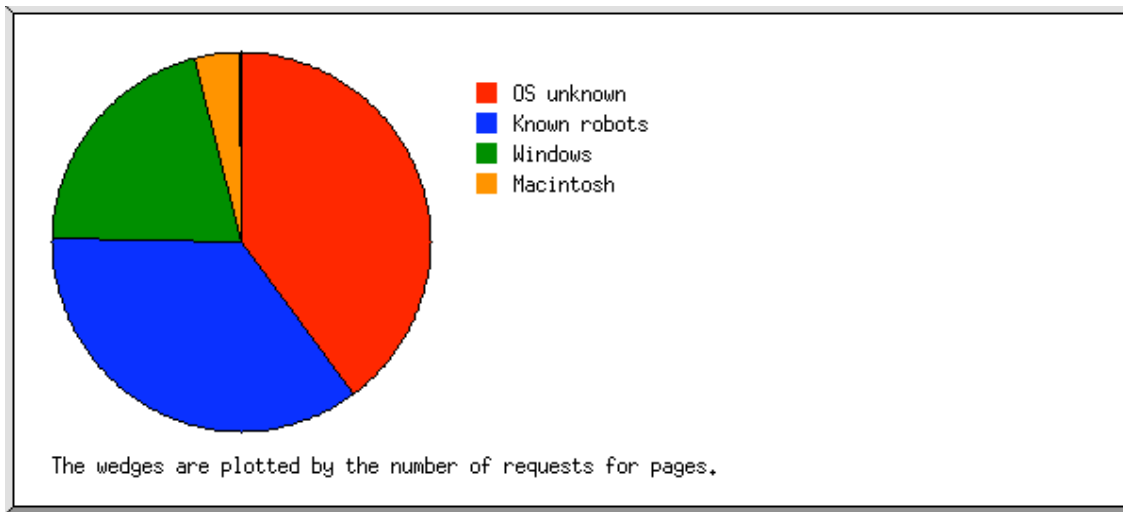


Listing browsers with at least 1 request for a page, sorted by the number of requests for pages.

#pages	%pages	#reqs	%reqs	Mbytes	%bytes	browser
1859	71.25%	1891	67.92%	4.77	55.64%	Netscape (compatible)
292	11.19%	292	10.49%	0.96	11.17%	Firefox mutant
229	8.78%	299	10.74%	1.86	21.68%	MSIE
130	4.98%	130	4.67%	0.51	5.90%	MSIE/6
78	2.99%	105	3.77%	0.81	9.42%	MSIE/7
10	0.38%	33	1.19%	0.25	2.87%	MSIE/9
92	3.53%	148	5.32%	0.60	7.06%	Safari
46	1.76%	46	1.65%	0.11	1.31%	Safari/6531
25	0.96%	51	1.83%	0.24	2.76%	Safari/533
18	0.69%	43	1.54%	0.18	2.06%	Safari/534
49	1.88%	49	1.76%	0.00	0.02%	Baiduspider+(+http:
49	1.88%	49	1.76%	0.00	0.02%	Baiduspider+(+http://www
23	0.88%	23	0.83%	0.10	1.15%	Opera
12	0.46%	12	0.43%	0.06	0.65%	Opera/8
11	0.42%	11	0.40%	0.04	0.50%	Opera/7
18	0.69%	34	1.22%	0.13	1.57%	Firefox
16	0.61%	31	1.11%	0.13	1.50%	Firefox/3
10	0.38%	10	0.36%	0.04	0.51%	Mozilla
9	0.34%	9	0.32%	0.02	0.21%	KeywordSearchTool.co
8	0.31%	9	0.32%	0.01	0.10%	Pixray-Seeker
5	0.19%	5	0.18%	0.01	0.14%	psbot
5	0.19%	5	0.18%	0.00	0.02%	Mail.RU
4	0.15%	4	0.14%	0.02	0.22%	Gigabot
1	0.04%	1	0.04%	0.02	0.22%	Microsoft URL Control - 6.00.8862
1	0.04%	1	0.04%	0.00	0.01%	Openstat
1	0.04%	1	0.04%	0.00	0.01%	Sogou web spider
1	0.04%	1	0.04%	0.00	0.02%	msnbot
1	0.04%	1	0.04%	0.02	0.26%	Netscape
1	0.04%	1	0.04%	0.00		curl

Operating System Report

This report lists the operating systems used by visitors.



Listing operating systems with at least 5 requests for pages, sorted by the number of requests for pages.

#reqs	#pages	OS
1048	1039	OS unknown
947	923	Known robots
620	545	Windows
330	305	<i>Unknown Windows</i>
257	212	<i>Windows XP</i>
20	20	<i>Windows 2000</i>
9	4	<i>Windows Server 2003</i>
2	2	<i>Windows NT</i>
1	1	<i>Windows 95</i>
1	1	<i>Windows ME</i>
164	98	Macintosh
5	4	[not listed: 1 OS]

This analysis was produced by analog 6.0.

Running time: 1 second.