



Web Server Statistics for Radiochemistry Society

Program started on Fri, Mar 02 2012 at 10:16 AM.

Analyzed requests from Tue, Jan 31 2012 at 7:04 AM to Wed, Feb 29 2012 at 7:06 AM (29.00 days).

General Summary

This report contains overall statistics.

Figures in parentheses refer to the 7-day period ending Mar 02 2012 at 10:16 AM.

Successful requests: 4,265 (532)
Average successful requests per day: 147 (75)
Successful requests for pages: 3,343 (511)
Average successful requests for pages per day: 115 (72)
Failed requests: 229 (34)
Redirected requests: 605 (26)
Distinct files requested: 207 (107)
Distinct hosts served: 510 (178)
Data transferred: 15.20 megabytes (1.45 megabytes)
Average data transferred per day: 536.80 kilobytes (212.30 kilobytes)

Monthly Report

This report lists the activity in each month.

Each unit (■) represents 100 requests for pages or part thereof.

month	#pages	#reqs	Mbytes
Jan 2012	255	379	1.77
Feb 2012	3088	3886	13.43

Busiest month: Feb 2012 (3,088 requests for pages).

Weekly Report

This report lists the activity in each week.

Each unit (■) represents 30 requests for pages or part thereof.

week beg.	#pages	#reqs	Mbytes
Jan/29/12	766	1154	4.80
Feb/ 5/12	805	1035	3.51
Feb/12/12	777	988	4.05
Feb/19/12	617	697	1.81
Feb/26/12	378	391	1.03







Busiest week: week beginning Feb/ 5/12 (805 requests for pages).

Daily Summary

This report lists the total activity for each day of the week, summed over all the weeks in the report.

Each unit (■) represents 20 requests for pages or part thereof.

























day	#pages	#reqs	Mbytes
-----	--------	-------	--------

SUN	477	460	1.40	
Tue	641	809	3.31	
Wed	453	581	1.88	
Thu	665	969	4.24	
Fri	426	562	2.11	
Sat	368	407	0.86	

Hourly Summary

This report lists the total activity for each hour of the day, summed over all the days in the report.

Each unit (■) represents 10 requests for pages or part thereof.

hour	#pages	#reqs	Mbytes	
0	107	114	0.27	
1	106	113	0.42	
2	76	76	0.21	
3	159	164	0.42	
4	80	84	0.22	
5	130	137	0.29	
6	116	131	0.26	
7	68	76	0.23	
8	162	257	0.95	
9	344	606	2.60	
10	244	340	1.59	
11	86	89	0.19	
12	101	157	0.74	
13	135	147	0.32	
14	196	288	1.00	
15	158	184	0.53	
16	191	243	1.42	
17	171	198	0.68	
18	166	210	0.59	
19	108	156	0.92	
20	109	136	0.35	
21	140	145	0.41	
22	105	128	0.44	
23	85	86	0.15	

Domain Report

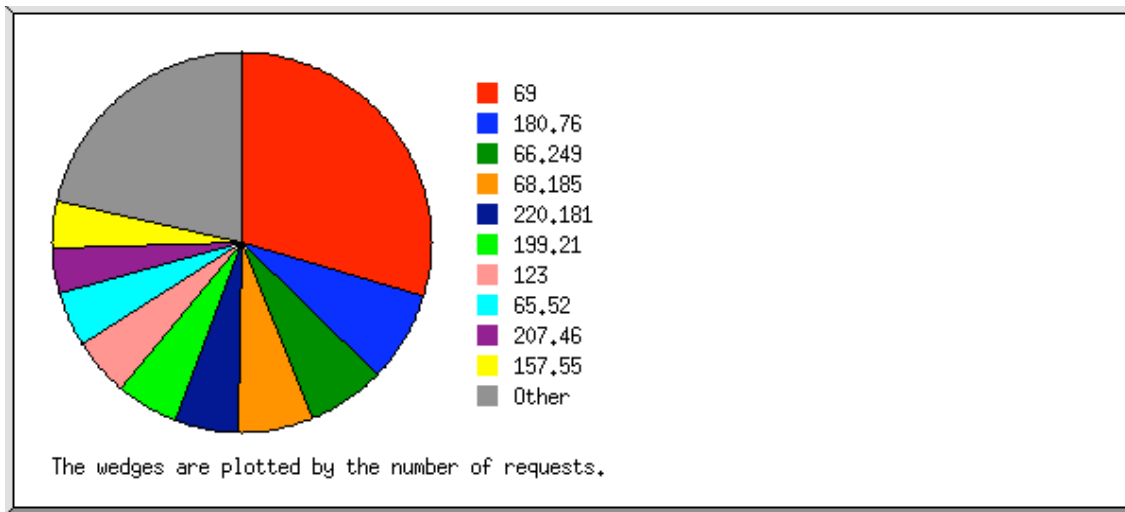
This report lists the countries of the computers which requested files.

Listing domains, sorted by the amount of traffic.

#pages	%pages	#reqs	%reqs	Mbytes	%bytes	domain
3343	100%	4265	100%	15.20	100%	[unresolved numerical addresses]

Organization Report

This report lists the organizations of the computers which requested files.

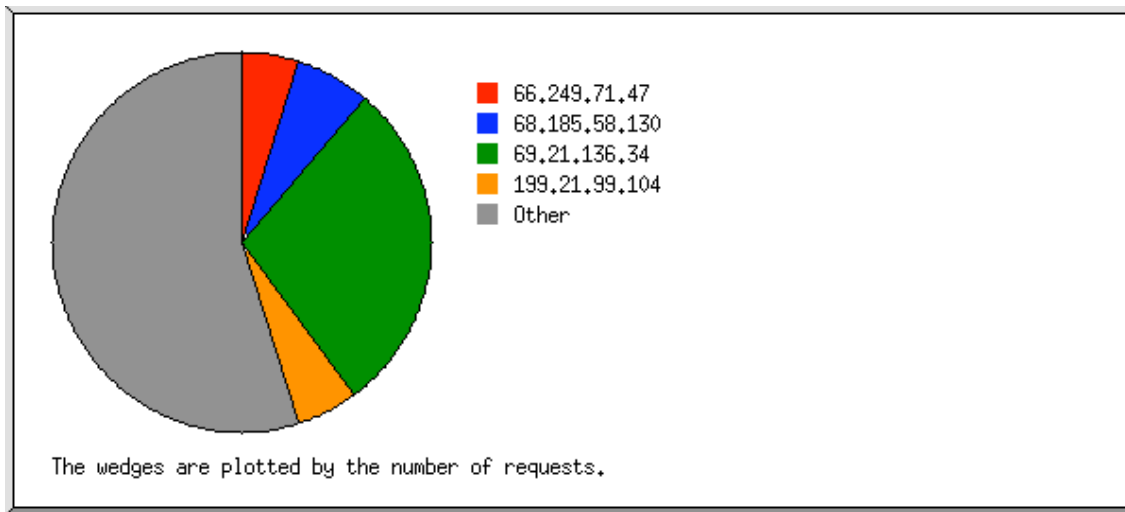


Listing the top 20 organizations by the number of requests, sorted by the number of requests.

#pages	%pages	#reqs	%reqs	Mbytes	%bytes	organization
641	19.17%	1261	29.57%	6.44	42.38%	69
326	9.75%	327	7.67%	0.73	4.78%	180.76
264	7.90%	280	6.57%	0.77	5.10%	66.249
179	5.35%	275	6.45%	2.08	13.65%	68.185
225	6.73%	231	5.42%	0.26	1.74%	220.181
226	6.76%	226	5.30%	0.61	4.03%	199.21
211	6.31%	211	4.95%	0.12	0.78%	123
196	5.86%	196	4.60%	0.22	1.43%	65.52
167	5.00%	170	3.99%	0.20	1.30%	207.46
169	5.06%	170	3.99%	0.10	0.64%	157.55
150	4.49%	150	3.52%	0.18	1.20%	61.135
23	0.69%	77	1.81%	0.37	2.42%	75
62	1.85%	62	1.45%	0.08	0.53%	149.3
42	1.26%	55	1.29%	0.15	1.02%	96
44	1.32%	44	1.03%	0.06	0.39%	46
40	1.20%	40	0.94%	0.25	1.64%	208.115
37	1.11%	37	0.87%	0.12	0.76%	213.186
15	0.45%	37	0.87%	0.16	1.04%	50
27	0.81%	33	0.77%	0.08	0.54%	119
27	0.81%	29	0.68%	0.04	0.26%	95
272	8.14%	354	8.30%	2.19	14.38%	[not listed: 55 organizations]

Host Report

This report lists the computers which requested files.

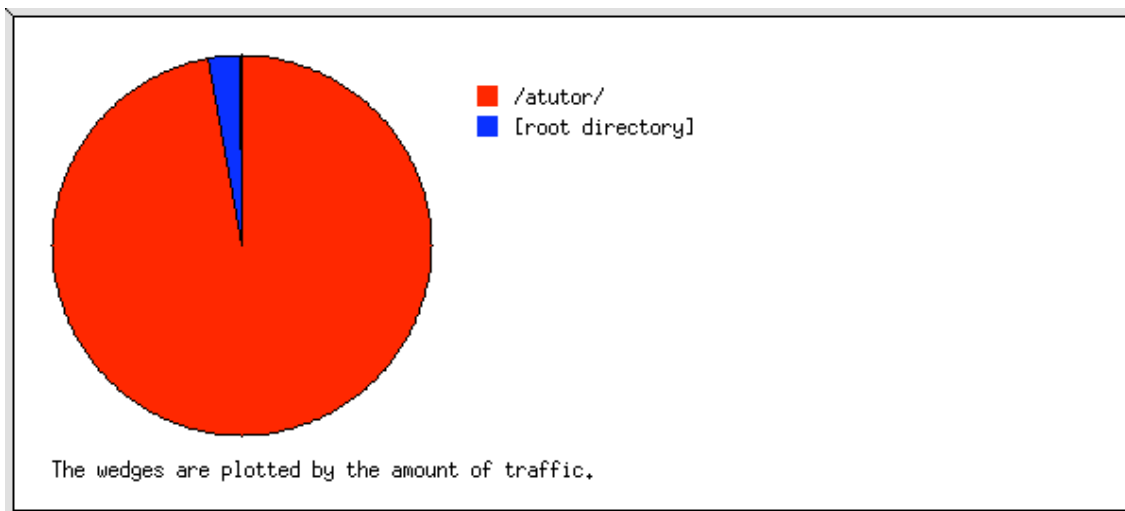


Listing hosts with at least 100 requests, sorted alphabetically.

#pages	%pages	#reqs	%reqs	Mbytes	%bytes	host
197	5.89%	211	4.95%	0.64	4.22%	66.249.71.47
179	5.35%	275	6.45%	2.08	13.65%	68.185.58.130
591	17.68%	1211	28.39%	5.78	38.01%	69.21.136.34
226	6.76%	226	5.30%	0.61	4.03%	199.21.99.104
2150	64.31%	2342	54.91%	6.10	40.10%	[not listed: 506 hosts]

Directory Report

This report lists the directories from which files were requested. (The figures for each directory include all of its subdirectories.)

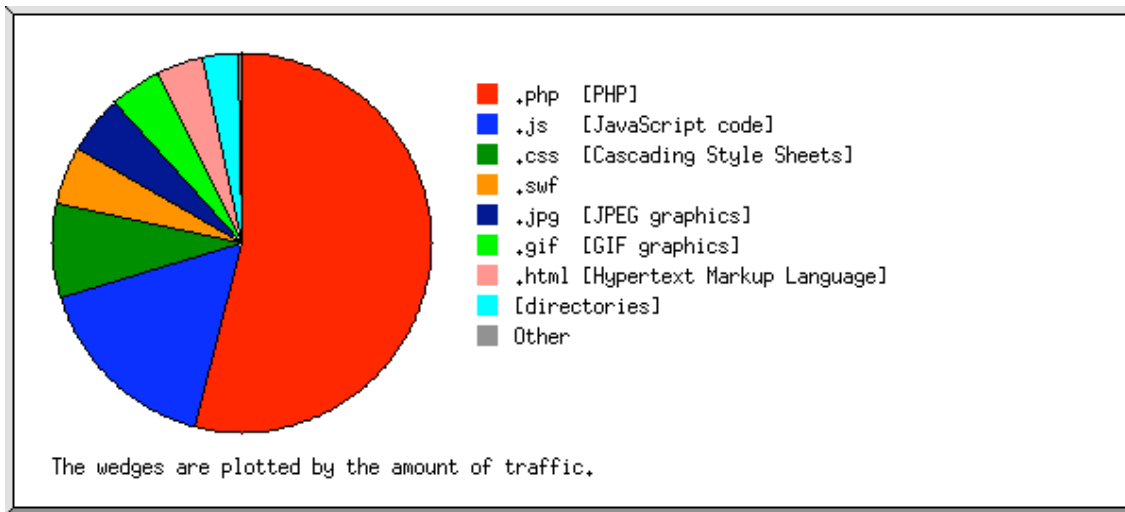


Listing directories with at least 0.01% of the traffic, sorted by the amount of traffic.

#pages	%pages	#reqs	%reqs	Mbytes	%bytes	directory
2128	63.66%	3039	71.25%	14.77	97.18%	/atutor/
1215	36.34%	1215	28.49%	0.42	2.78%	[root directory]
0		11	0.26%	0.01	0.03%	/images/

File Type Report

This report lists the extensions of files.

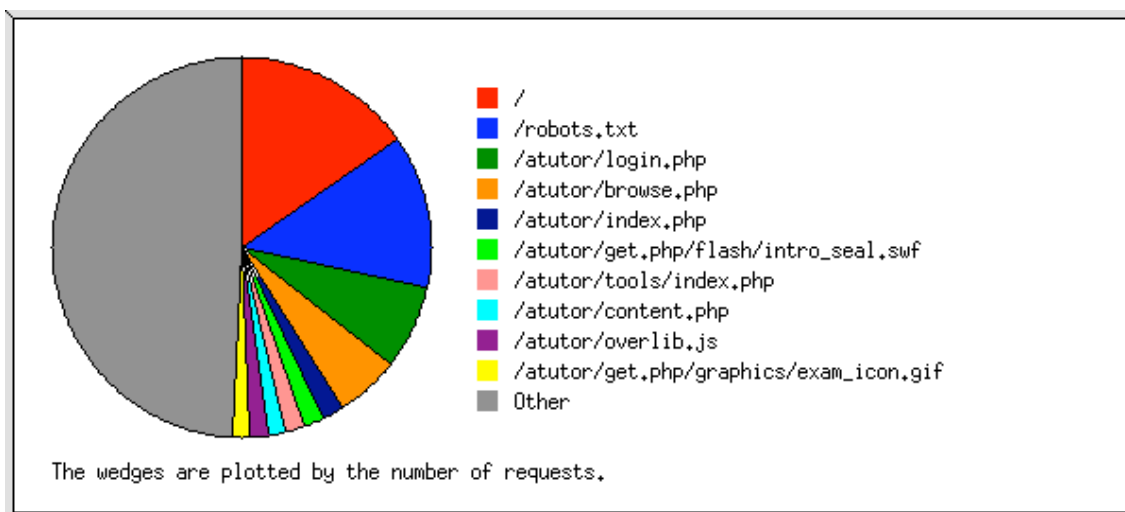


Listing extensions with at least 0.1% of the traffic, sorted by the amount of traffic.

#reqs	%reqs	Mbytes	%bytes	extension
2013	47.20%	8.19	53.88%	.php [PHP]
65	1.52%	2.49	16.39%	.js [JavaScript code]
169	3.96%	1.21	7.98%	.css [Cascading Style Sheets]
74	1.74%	0.77	5.06%	.swf
175	4.10%	0.76	5.01%	.jpg [JPEG graphics]
471	11.04%	0.65	4.26%	.gif [GIF graphics]
15	0.35%	0.64	4.19%	.html [Hypertext Markup Language]
695	16.30%	0.46	3.05%	[directories]
555	13.01%	0.02	0.15%	.txt [Plain text]
33	0.77%	0.01	0.04%	[not listed: 1 extension]

Request Report

This report lists the files on the site.



Listing files with at least 20 requests, sorted by the number of requests.

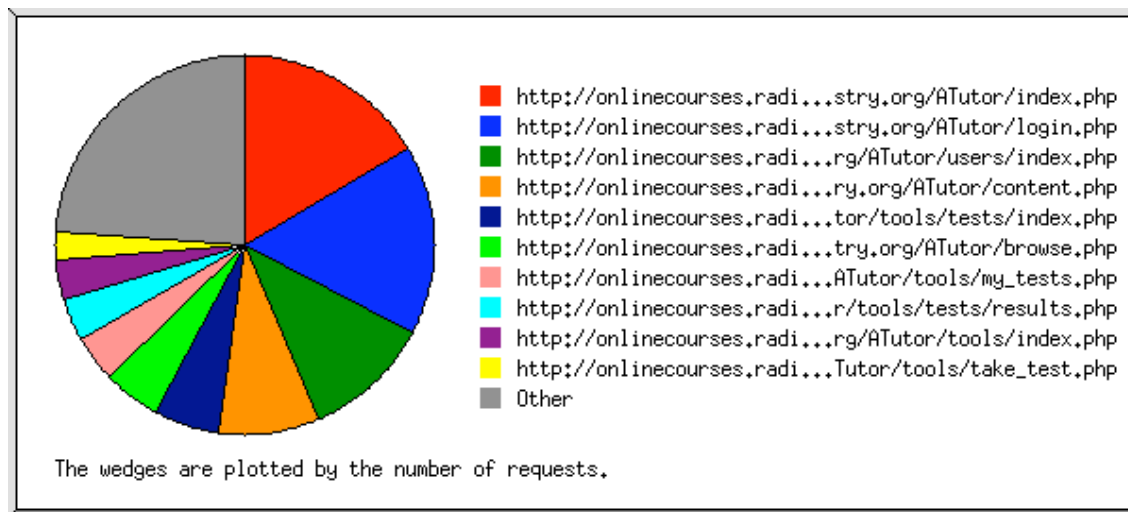
#reqs	%reqs	Mbytes	%bytes	last time	file
662	15.52%	0.41	2.68%	Feb/29/12 6:35 AM	/
553	12.97%	0.02	0.10%	Feb/29/12 6:28 AM	/robots.txt
				Feb/29/12	

305	7.15%	1.36	8.92%	7:05 AM	/atutor/login.php
226	5.30%	1.00	6.58%	Feb/29/12 7:06 AM	/atutor/browse.php
81	1.90%	0.41	2.68%	Feb/24/12 9:44 AM	/atutor/index.php
74	1.74%	0.77	5.06%	Feb/24/12 9:44 AM	/atutor/get.php/flash/intro_seal.swf
68	1.59%	0.25	1.67%	Feb/24/12 9:44 AM	/atutor/tools/index.php
65	1.52%	0.39	2.54%	Feb/28/12 11:25 PM	/atutor/content.php
65	1.52%	2.49	16.39%	Feb/29/12 12:05 AM	/atutor/overlib.js
64	1.50%	0.03	0.21%	Feb/28/12 11:25 PM	/atutor/get.php/graphics/exam_icon.gif
63	1.48%	0.27	1.76%	Feb/28/12 11:25 PM	/atutor/users/index.php
59	1.38%	0.25	1.66%	Feb/20/12 12:22 PM	/atutor/tools/tests/results.php
59	1.38%	0.21	1.39%	Feb/28/12 9:50 AM	/atutor/contact_instructor.php
55	1.29%	1.07	7.05%	Feb/27/12 9:54 AM	/atutor/themes/default/styles.css
54	1.27%	0.01	0.10%	Feb/27/12 9:54 AM	/atutor/themes/default/print.css
53	1.24%	0.11	0.72%	Feb/27/12 9:54 AM	/atutor/themes/default/forms.css
52	1.22%	0.20	1.32%	Feb/24/12 9:44 AM	/atutor/tools/tests/index.php
51	1.20%	0.25	1.64%	Feb/28/12 11:25 PM	/atutor/tools/my_tests.php
49	1.15%	0.00	0.01%	Feb/27/12 12:00 AM	/atutor/images/clr.gif
48	1.13%	0.43	2.81%	Feb/27/12 12:00 AM	/atutor/themes/default/images/pencils.jpg
44	1.03%	0.05	0.30%	Feb/28/12 10:24 PM	/atutor/documentation/instructor/0.0.introduction.php
43	1.01%	0.49	3.24%	Feb/ 2/12 10:05 AM	/atutor/tools/backup/index.php
41	0.96%	0.23	1.54%	Feb/24/12 9:44 AM	/atutor/get.php/graphics/datavv_flag.gif
39	0.91%	0.05	0.36%	Feb/28/12 10:23 PM	/atutor/documentation/instructor/index.php
37	0.87%	0.01	0.07%	Feb/24/12 9:44 AM	/atutor/themes/default/images/user-star.gif
34	0.80%	0.04	0.28%	Feb/27/12 10:01 AM	/atutor/documentation/index_list.php
34	0.80%	0.00	0.02%	Feb/24/12 9:44 AM	/atutor/images/tree/tree_end.gif
34	0.80%	0.00	0.02%	Feb/24/12 9:44 AM	/atutor/images/tree/tree_horizontal.gif
34	0.80%	0.26	1.74%	Feb/19/12 8:45 PM	/atutor/tools/take_test.php
33	0.77%	0.01	0.04%	Feb/27/12 12:00 AM	/atutor/favicon.ico
32	0.75%	0.05	0.34%	Feb/28/12 10:23 PM	/atutor/documentation/instructor/8.0.forums.php
29	0.68%	0.17	1.11%	Feb/29/12 7:05 AM	/atutor/search.php

28	0.66%	0.05	0.30%	Feb/24/12 9:44 AM	/atutor/images/courses/molecule.jpg
28	0.66%	0.13	0.84%	Feb/29/12 7:05 AM	/atutor/help/index.php
25	0.59%	0.14	0.90%	Feb/16/12 7:45 PM	/atutor/get.php/graphics/cert_radchem_flag.gif
24	0.56%	0.06	0.37%	Feb/24/12 9:44 AM	/atutor/images/courses/microscope.jpg
24	0.56%	0.12	0.80%	Feb/26/12 8:47 AM	/atutor/about.php
24	0.56%	0.04	0.29%	Feb/24/12 9:44 AM	/atutor/images/courses/3dgraph.jpg
21	0.49%	0.03	0.19%	Feb/24/12 9:44 AM	/atutor/images/courses/chemistry.jpg
21	0.49%	0.00	0.02%	Feb/24/12 9:44 AM	/atutor/themes/default/images/guide.gif
21	0.49%	0.02	0.12%	Feb/24/12 9:44 AM	/atutor/themes/default/images/next.gif
21	0.49%	0.05	0.35%	Feb/24/12 9:44 AM	/atutor/images/courses/snail.jpg
21	0.49%	0.01	0.04%	Feb/24/12 9:44 AM	/atutor/themes/default/images/back.gif
20	0.47%	0.02	0.16%	Feb/28/12 10:23 PM	/atutor/documentation/instructor/8.1.creating_forums.php
847	19.86%	3.24	21.29%	Feb/29/12 7:05 AM	[not listed: 163 files]

Referrer Report

This report lists the referrers (where people followed links from, or pages which included this site's images).



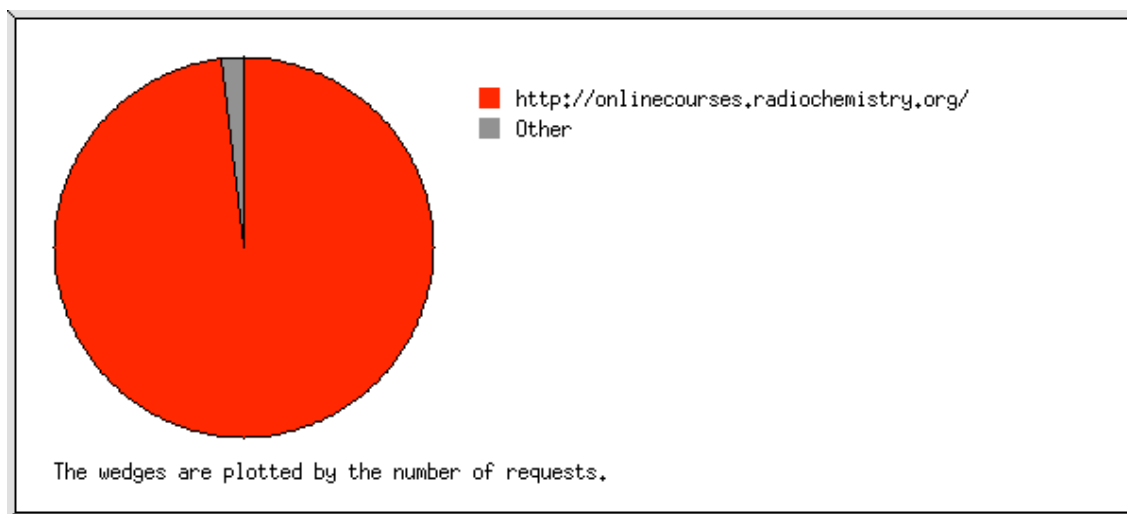
Listing referring URLs with at least 20 requests, sorted by the number of requests.

#reqs	%reqs	URL
321	16.56%	http://onlinecourses.radiochemistry.org/ATutor/index.php
313	16.15%	http://onlinecourses.radiochemistry.org/ATutor/login.php
211	10.89%	http://onlinecourses.radiochemistry.org/ATutor/users/index.php
165	8.51%	http://onlinecourses.radiochemistry.org/ATutor/content.php
93	4.80%	http://onlinecourses.radiochemistry.org/ATutor/content.php?cid=47
55	2.84%	http://onlinecourses.radiochemistry.org/ATutor/content.php?cid=46
17	0.88%	http://onlinecourses.radiochemistry.org/ATutor/content.php?cid=59
109	5.62%	http://onlinecourses.radiochemistry.org/ATutor/tools/tests/index.php

94	4.85%	http://onlinecourses.radiochemistry.org/ATutor/browse.php
79	4.08%	http://onlinecourses.radiochemistry.org/ATutor/tools/my_tests.php
68	3.51%	http://onlinecourses.radiochemistry.org/ATutor/tools/tests/results.php
28	1.44%	http://onlinecourses.radiochemistry.org/ATutor/tools/tests/results.php?tid=9
17	0.88%	http://onlinecourses.radiochemistry.org/ATutor/tools/tests/results.php?tid=9&status=0&filter=Filter
13	0.67%	http://onlinecourses.radiochemistry.org/ATutor/tools/tests/results.php?tid=8
67	3.46%	http://onlinecourses.radiochemistry.org/ATutor/tools/index.php
46	2.37%	http://onlinecourses.radiochemistry.org/ATutor/tools/take_test.php
21	1.08%	http://onlinecourses.radiochemistry.org/ATutor/tools/take_test.php?tid=8
20	1.03%	http://onlinecourses.radiochemistry.org/ATutor/tools/take_test.php?tid=9
43	2.22%	http://onlinecourses.radiochemistry.org/ATutor/tools/backup/index.php
38	1.96%	http://onlinecourses.radiochemistry.org/0.0.introduction.php
38	1.96%	http://onlinecourses.radiochemistry.org/index.php
23	1.19%	http://onlinecourses.radiochemistry.org/ATutor/tools/tests/view_results.php
323	16.67%	[not listed: 61 URLs]

Referring Site Report

This report lists which servers people followed links from.

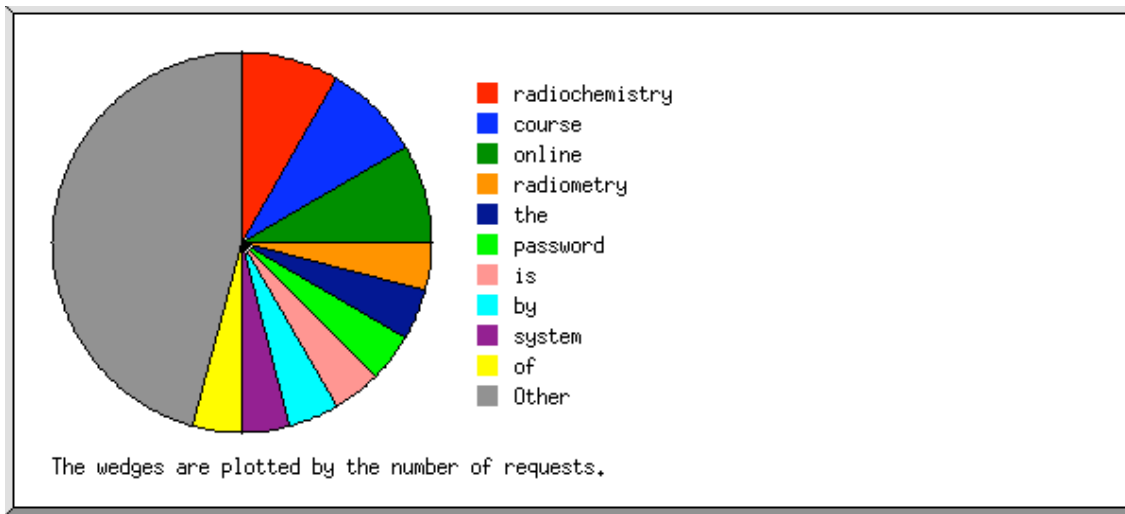


Listing referring sites, sorted by the number of requests.

#reqs	site
1904	http://onlinecourses.radiochemistry.org/
14	http://search.daum.net/
8	http://www.radiochemistry.org/
2	http://www.google.com/
2	http://us.mc1615.mail.yahoo.com/
1	http://www.google.it/
1	http://vipgod.ru/
1	http://www.google.com.sa/
1	http://www.google.com.au/
1	http://images.yandex.ru/
1	http://www.google.com.ph/
1	http://us-mg0.mail.yahoo.com/
1	http://www.netcraft.com/

Search Word Report

This report lists which words people used in search engines to find the site.

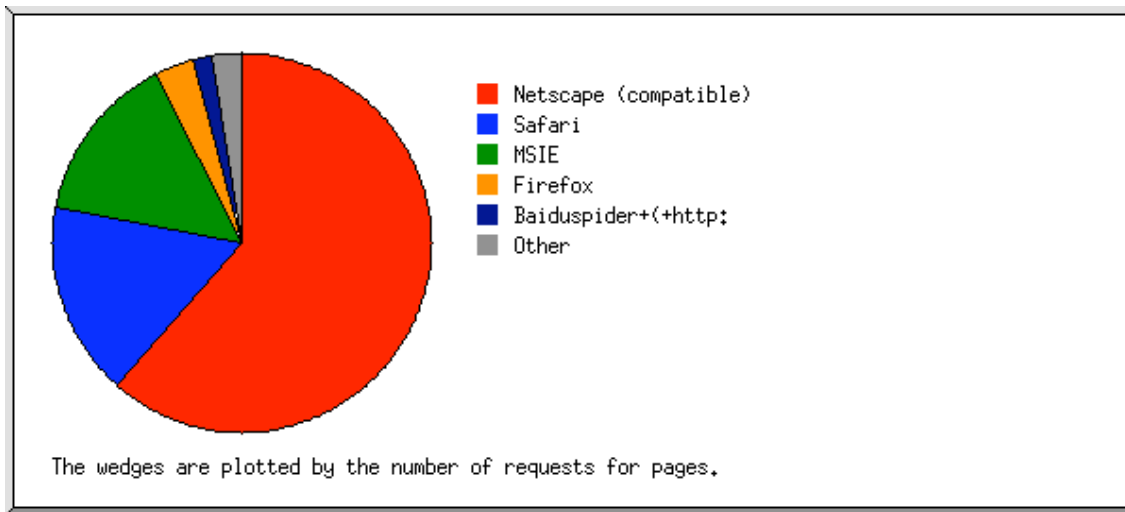


Listing the top 20 query words by the number of requests, sorted by the number of requests.

#reqs	search term
2	radiochemistry
2	course
2	online
1	radiometry
1	the
1	password
1	is
1	by
1	system
1	of
1	return
1	new
1	assigning
1	courses
1	ogrenme
1	atutor
1	deprecated
1	contact_instructor.php?id=3
1	certification
1	value
1	[not listed: 1 search term]

Browser Summary

This report lists the vendors of visitors' browsers.

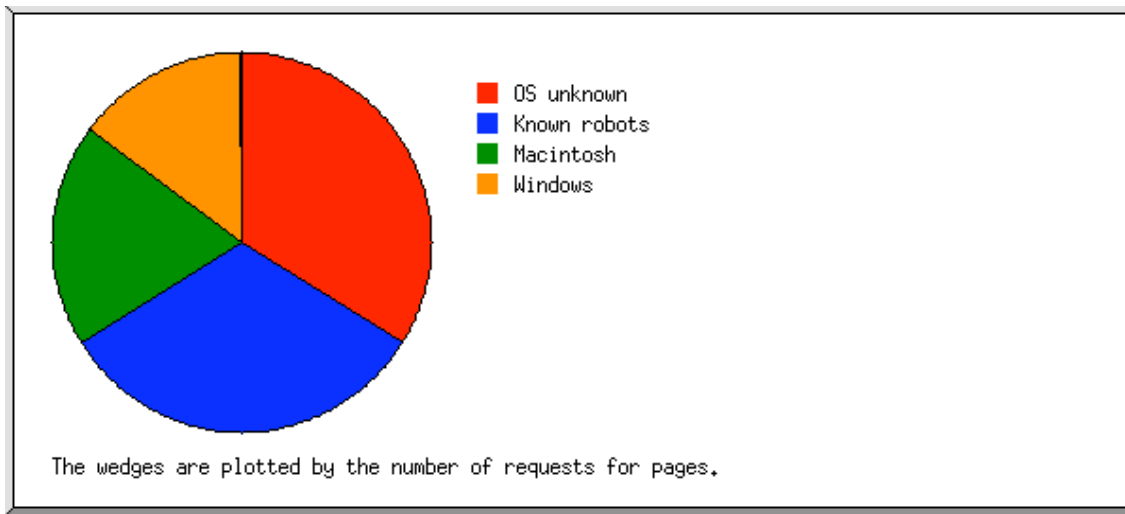


Listing browsers with at least 1 request for a page, sorted by the number of requests for pages.

#pages	%pages	#reqs	%reqs	Mbytes	%bytes	browser
2043	61.43%	2076	48.87%	4.14	27.28%	Netscape (compatible)
550	16.54%	1073	25.26%	5.15	33.92%	Safari
499	15.00%	992	23.35%	4.74	31.18%	Safari/533
36	1.08%	36	0.85%	0.19	1.24%	Safari/6531
12	0.36%	34	0.80%	0.15	0.98%	Safari/534
485	14.58%	698	16.43%	4.26	28.08%	MSIE
150	4.51%	204	4.80%	1.63	10.73%	MSIE/7
108	3.25%	183	4.31%	1.67	11.02%	MSIE/8
108	3.25%	108	2.54%	0.23	1.49%	MSIE/6
90	2.71%	174	4.10%	0.67	4.44%	MSIE/9
28	0.84%	28	0.66%	0.05	0.35%	MSIE/5
109	3.28%	250	5.89%	1.23	8.09%	Firefox
94	2.83%	228	5.37%	1.12	7.39%	Firefox/10
55	1.65%	55	1.29%	0.00	0.01%	Baiduspider+(+http:
55	1.65%	55	1.29%	0.00	0.01%	Baiduspider+(+http://www
26	0.78%	38	0.89%	0.20	1.33%	Opera
16	0.48%	28	0.66%	0.18	1.16%	Opera/9
14	0.42%	14	0.33%	0.04	0.24%	Firefox mutant
12	0.36%	12	0.28%	0.07	0.46%	Gigabot
12	0.36%	12	0.28%	0.07	0.46%	Gigabot/3
9	0.27%	9	0.21%	0.01	0.07%	xpymep.exe
6	0.18%	6	0.14%	0.01	0.06%	Mozilla
5	0.15%	5	0.12%	0.02	0.14%	Mail.RU
5	0.15%	5	0.12%	0.01	0.08%	psbot
2	0.06%	2	0.05%	0.01	0.08%	DoCoMo
2	0.06%	2	0.05%	0.00	0.02%	Sogou web spider
1	0.03%	1	0.02%	0.01	0.08%	Netscape
1	0.03%	1	0.02%	0.00		WeViKa
1	0.03%	1	0.02%	0.01	0.08%	ichiro

Operating System Report

This report lists the operating systems used by visitors.



Listing operating systems with at least 5 requests for pages, sorted by the number of requests for pages.

#reqs	#pages	OS
1158	1126	OS unknown
1076	1069	Known robots
1281	639	Macintosh
714	487	Windows
422	296	<i>Windows XP</i>
217	119	<i>Unknown Windows</i>
25	25	<i>Windows NT</i>
18	18	<i>Windows 2000</i>
11	11	<i>Windows 3.1</i>
9	9	<i>Windows 98</i>
8	5	<i>Windows Server 2003</i>
3	3	<i>Windows 95</i>
1	1	<i>Windows ME</i>
19	5	Unix
11	3	<i>Linux</i>
8	2	<i>BSD</i>

This analysis was produced by analog 6.0.

Running time: 1 second.