

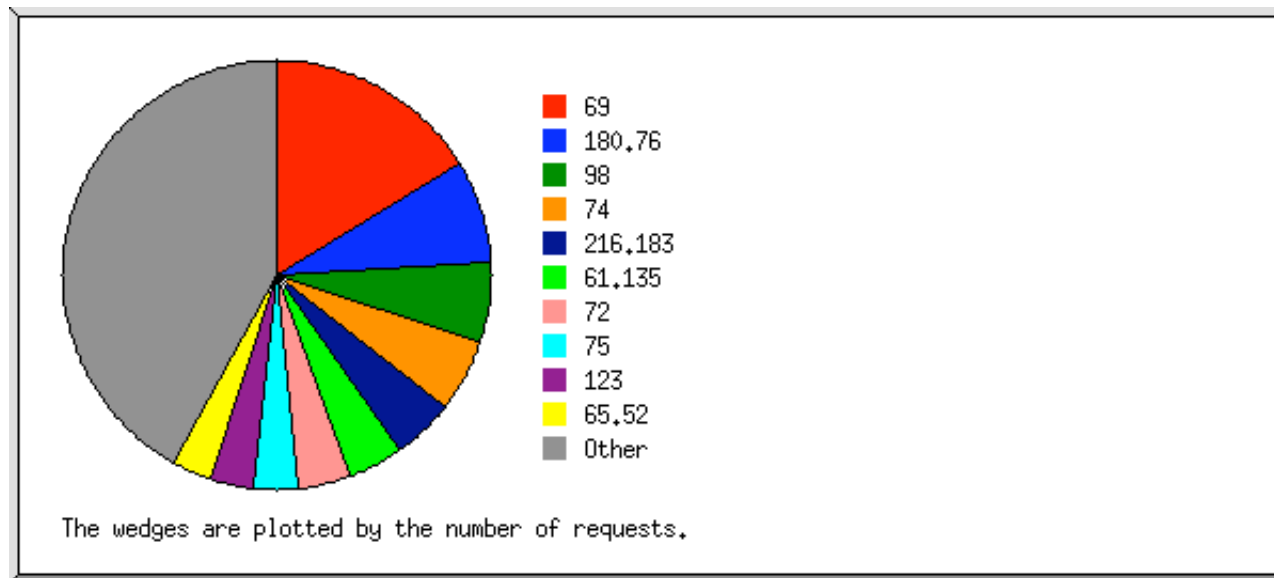
This report lists the countries of the computers which requested files.

Listing domains, sorted by the amount of traffic.

#pages	%pages	#reqs	%reqs	Mbytes	%bytes	domain
456	100%	1210	100%	5.73	100%	[unresolved numerical addresses]

Organization Report

This report lists the organizations of the computers which requested files.

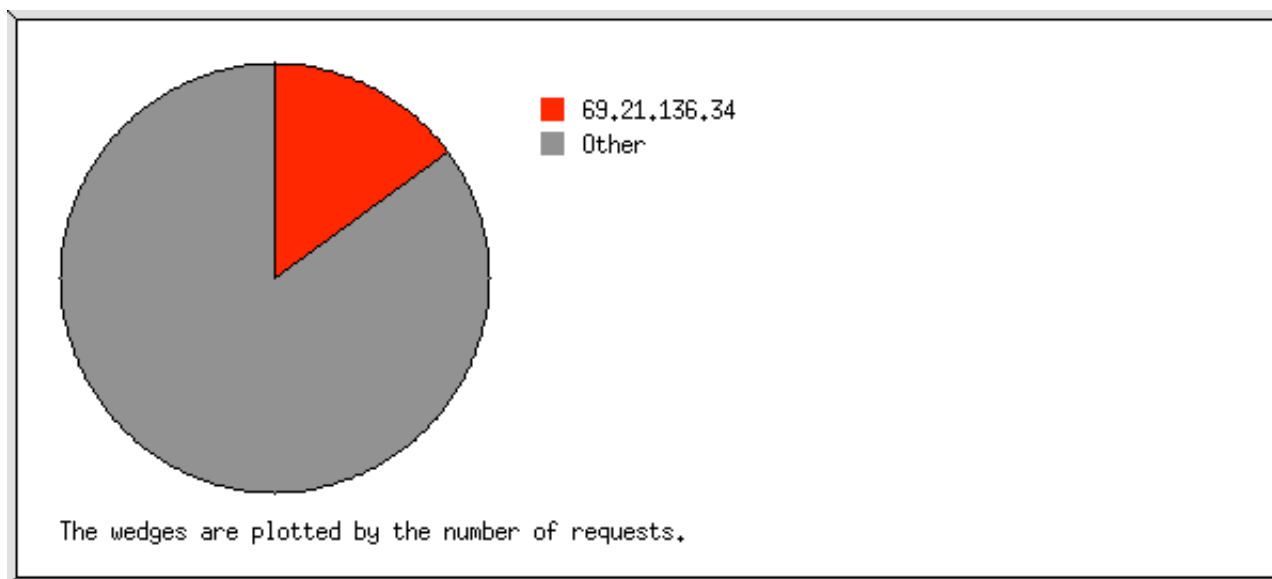


Listing the top 20 organizations by the number of requests, sorted by the number of requests.

#pages	%pages	#reqs	%reqs	Mbytes	%bytes	organization
14	3.07%	198	16.36%	0.96	16.80%	69
93	20.39%	94	7.77%	0.74	12.92%	180.76
6	1.32%	73	6.03%	0.24	4.19%	98
3	0.66%	66	5.45%	0.19	3.39%	74
4	0.88%	56	4.63%	0.14	2.36%	216.183
50	10.96%	50	4.13%	0.44	7.71%	61.135
6	1.32%	47	3.88%	0.24	4.16%	72
3	0.66%	42	3.47%	0.20	3.53%	75
38	8.33%	38	3.14%	0.00	0.02%	123
37	8.11%	37	3.06%	0.09	1.62%	65.52
30	6.58%	30	2.48%	0.15	2.58%	207.46
2	0.44%	29	2.40%	0.14	2.38%	155.13
2	0.44%	29	2.40%	0.14	2.37%	152.26
2	0.44%	29	2.40%	0.07	1.19%	146.126
2	0.44%	28	2.31%	0.14	2.36%	12
28	6.14%	28	2.31%	0.09	1.62%	66.249
1	0.22%	27	2.23%	0.13	2.30%	192.114
18	3.95%	18	1.49%	0.08	1.45%	77
18	3.95%	18	1.49%	0.09	1.61%	199.21
16	3.51%	16	1.32%	0.15	2.57%	208.80
83	18.20%	257	21.24%	1.31	22.88%	[not listed: 37 organizations]

Host Report

This report lists the computers which requested files.

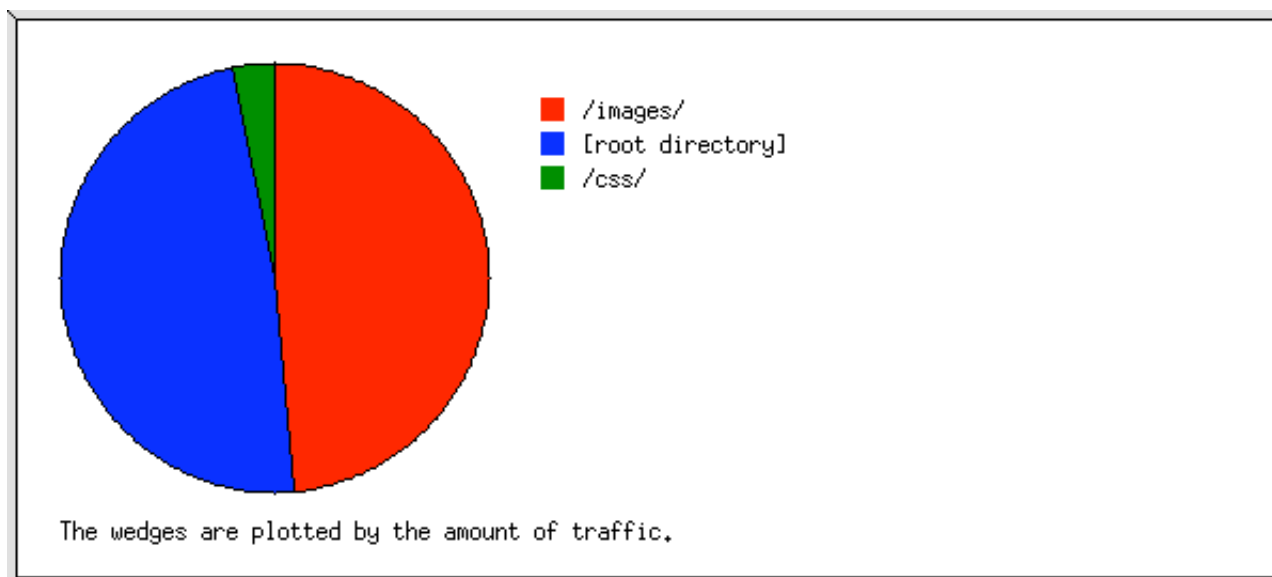


Listing hosts with at least 100 requests, sorted alphabetically.

#pages	%pages	#reqs	%reqs	Mbytes	%bytes	host
13	2.85%	183	15.12%	0.89	15.60%	69.21.136.34
443	97.15%	1027	84.88%	4.84	84.40%	[not listed: 260 hosts]

Directory Report

This report lists the directories from which files were requested. (The figures for each directory include all of its subdirectories.)



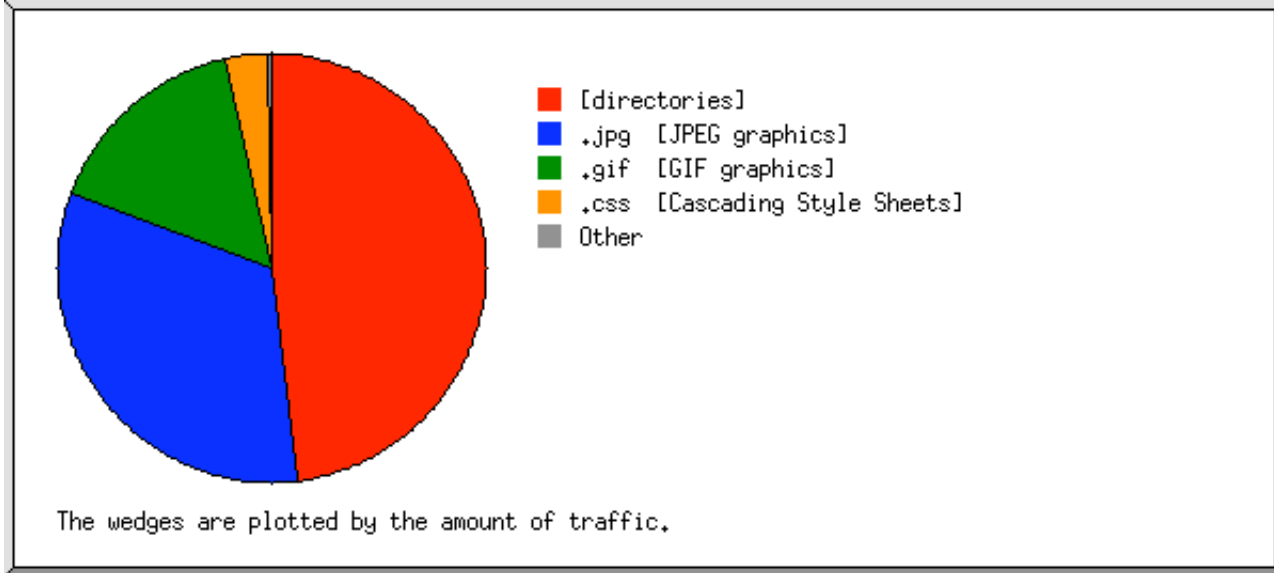
Listing directories with at least 0.01% of the traffic, sorted by the amount of traffic.

#pages	%pages	#reqs	%reqs	Mbytes	%bytes	directory
--------	--------	-------	-------	--------	--------	-----------

0	100%	688	56.86%	2.78	48.54%	/images/
456		469	38.76%	2.77	48.31%	[root directory]
0		53	4.38%	0.18	3.15%	/css/

File Type Report

This report lists the extensions of files.

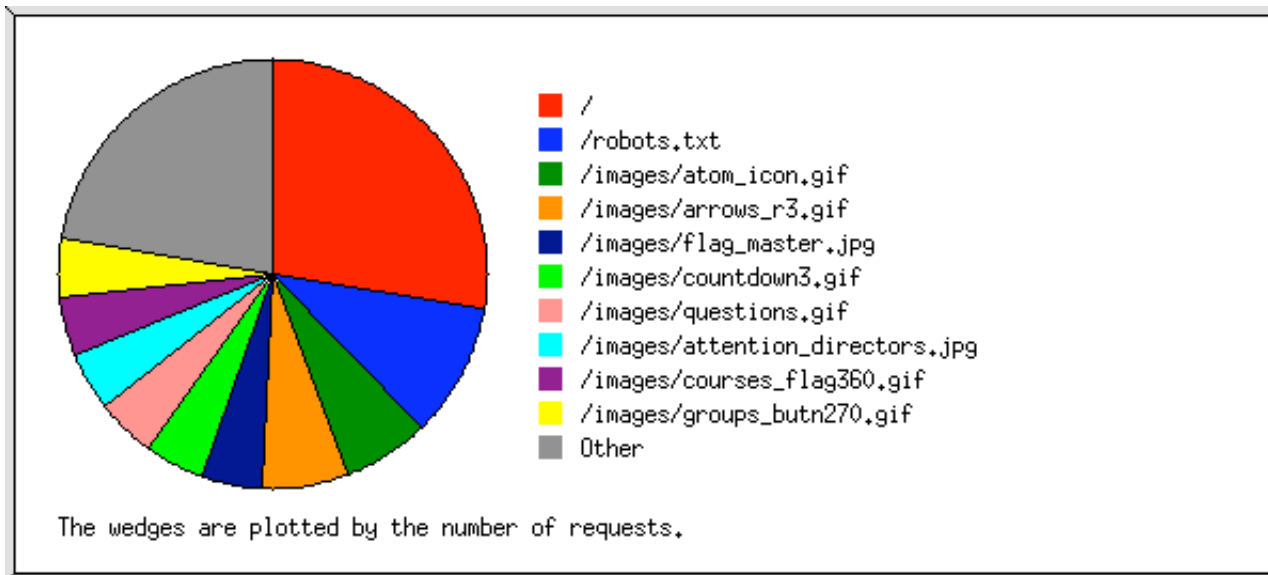


Listing extensions with at least 0.1% of the traffic, sorted by the amount of traffic.

#reqs	%reqs	Mbytes	%bytes	extension
334	27.60%	2.75	48.00%	[directories]
212	17.52%	1.87	32.65%	.jpg [JPEG graphics]
476	39.34%	0.91	15.90%	.gif [GIF graphics]
53	4.38%	0.18	3.15%	.css [Cascading Style Sheets]
13	1.07%	0.01	0.20%	.ico
122	10.08%	0.01	0.10%	.txt [Plain text]

Request Report

This report lists the files on the site.

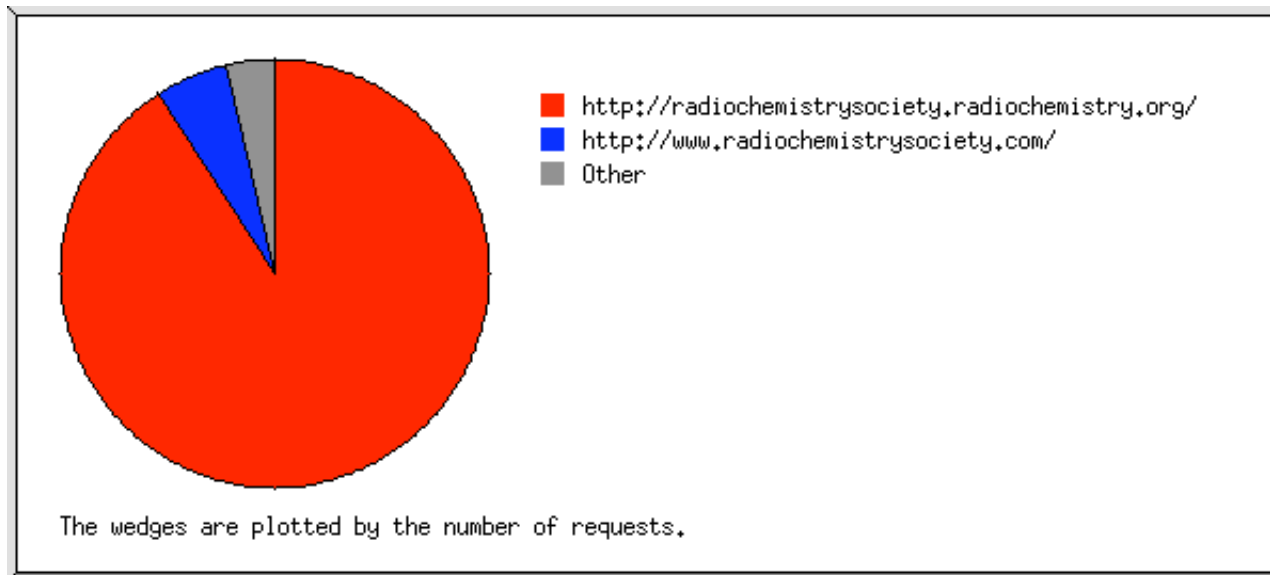


Listing files with at least 20 requests, sorted by the number of requests.

#reqs	%reqs	Mbytes	%bytes	last time	file
334	27.60%	2.75	48.00%	Jan/31/12 4:53 AM	/
122	10.08%	0.01	0.10%	Jan/31/12 1:46 AM	/robots.txt
79	6.53%	0.04	0.76%	Jan/30/12 8:10 AM	/images/atom_icon.gif
79	6.53%	0.00	0.08%	Jan/30/12 8:10 AM	/images/arrows_r3.gif
55	4.55%	0.86	15.03%	Jan/30/12 8:10 AM	/images/flag_master.jpg
55	4.55%	0.17	2.89%	Jan/30/12 8:10 AM	/images/countdown3.gif
54	4.46%	0.03	0.47%	Jan/30/12 8:10 AM	/images/questions.gif
54	4.46%	0.49	8.59%	Jan/30/12 8:10 AM	/images/attention_directors.jpg
54	4.46%	0.20	3.50%	Jan/30/12 8:10 AM	/images/courses_flag360.gif
53	4.38%	0.13	2.21%	Jan/30/12 8:10 AM	/images/groups_butn270.gif
53	4.38%	0.17	2.92%	Jan/30/12 8:10 AM	/images/cap_courses.jpg
53	4.38%	0.18	3.15%	Jan/30/12 8:10 AM	/css/master.css
53	4.38%	0.34	5.92%	Jan/30/12 8:10 AM	/images/leading_resource.gif
50	4.13%	0.35	6.11%	Jan/30/12 8:10 AM	/images/bkg_atom.jpg
49	4.05%	0.00	0.07%	Jan/30/12 8:10 AM	/images/footer_line.gif
13	1.07%	0.01	0.20%	Jan/30/12 8:10 AM	[not listed: 1 file]

Referrer Report

This report lists the referrers (where people followed links from, or pages which included this site's images).

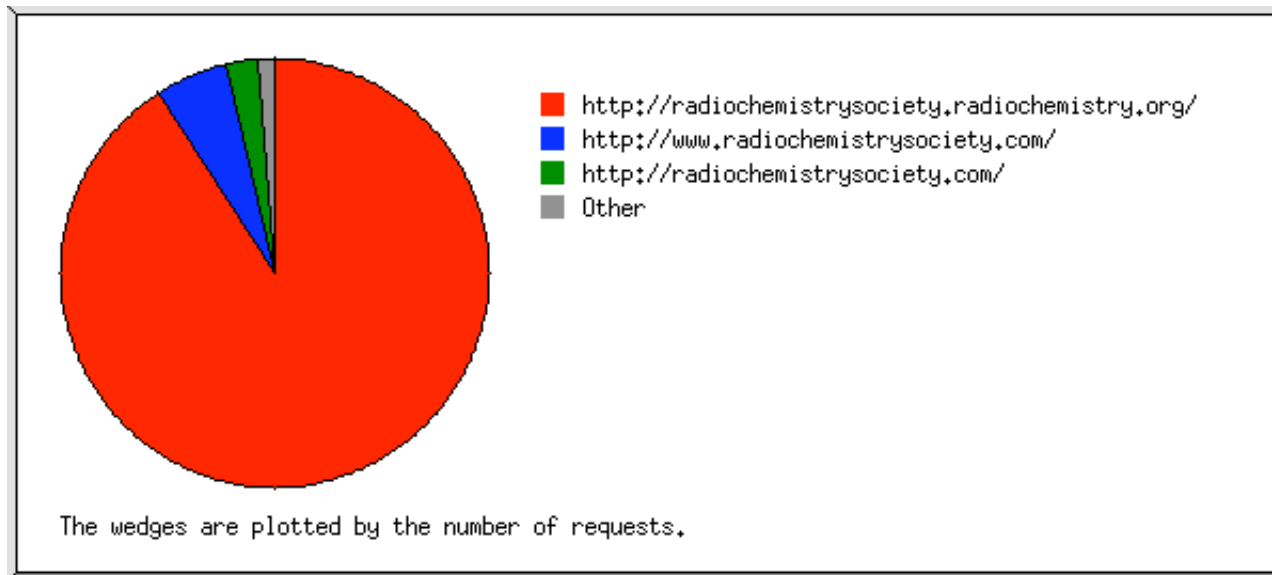


Listing referring URLs with at least 20 requests, sorted by the number of requests.

#reqs	%reqs	URL
640	90.91%	http://radiochemistrysociety.radiochemistry.org/
14	1.99%	http://radiochemistrysociety.radiochemistry.org/?gclid=CLGJlqra6a0CFQsBQAodcHk88A
13	1.85%	http://radiochemistrysociety.radiochemistry.org/?gclid=CMiO4_CJ260CFYtX7AodqAj-mA
13	1.85%	http://radiochemistrysociety.radiochemistry.org/?gclid=COionNzF6a0CFRKR7Qodblk5A
13	1.85%	http://radiochemistrysociety.radiochemistry.org/?gclid=CNCI6tTsy60CFYtX7Aod02JjhA
13	1.85%	http://radiochemistrysociety.radiochemistry.org/?gclid=CO6kl5X98K0CFQ9U7AodfGM8rg
13	1.85%	http://radiochemistrysociety.radiochemistry.org/?gclid=CJTyiIqfya0CFUOo4AodEUj9hQ
13	1.85%	http://radiochemistrysociety.radiochemistry.org/?gclid=CJTnuey1560CFZMj7Aod3Xlg6Q
13	1.85%	http://radiochemistrysociety.radiochemistry.org/?gclid=CP_wsrnw5K0CFULe4AodRiUJtQ
13	1.85%	http://radiochemistrysociety.radiochemistry.org/?gclid=CNDH-eydua0CFdKR7QodbBMeIQ
13	1.85%	http://radiochemistrysociety.radiochemistry.org/?gclid=CJWsx7uh560CFYFb7Aodl2s-xQ
38	5.40%	http://www.radiochemistrysociety.com/
26	3.69%	[not listed: 4 URLs]

Referring Site Report

This report lists which servers people followed links from.

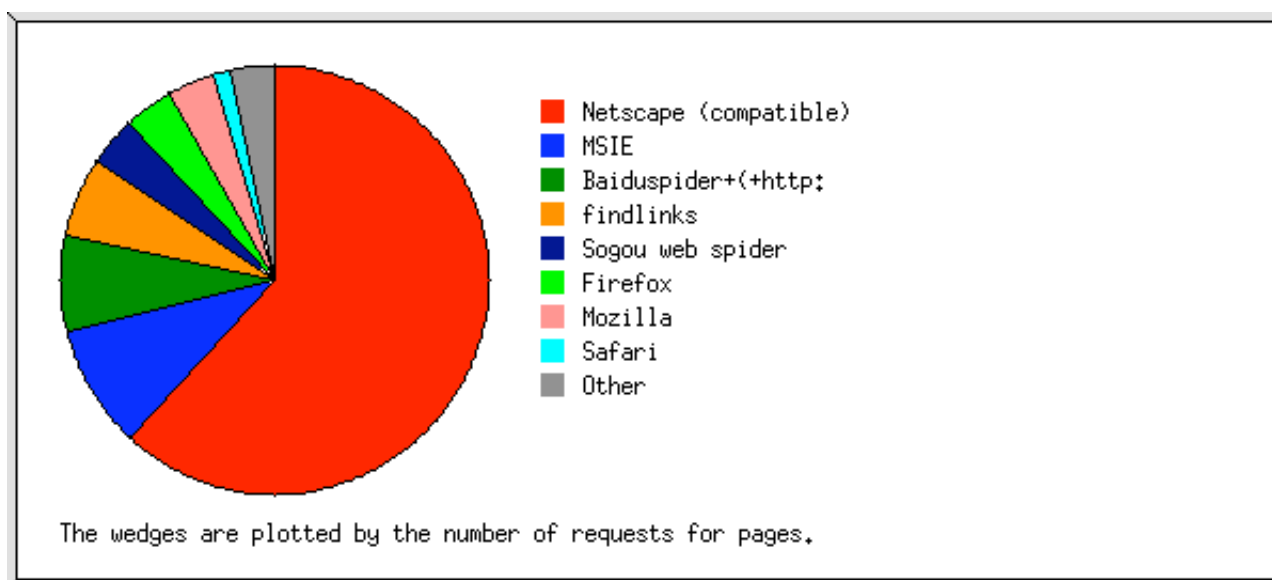


Listing referring sites, sorted by the number of requests.

#reqs	site
640	http://radiochemistrysociety.radiochemistry.org/
38	http://www.radiochemistrysociety.com/
18	http://radiochemistrysociety.com/
4	http://search.yahoo.com/
3	http://www.bing.com/
1	http://www.netcraft.com/

Browser Summary

This report lists the vendors of visitors' browsers.



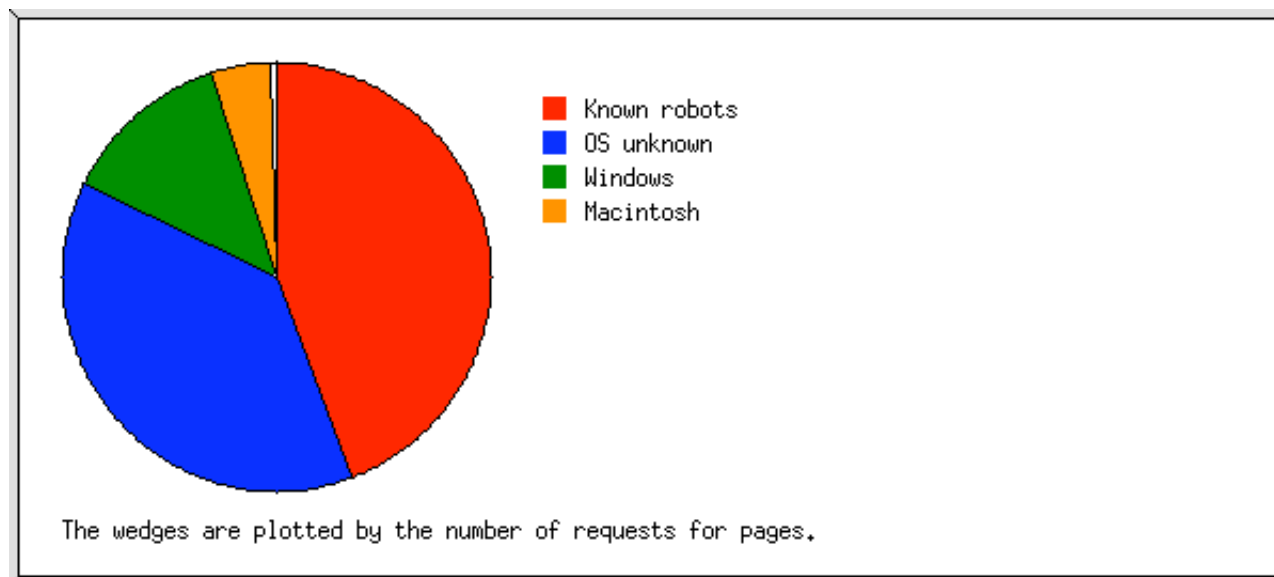
Listing browsers with at least 1 request for a page, sorted by the number of requests for pages.

#pages	%pages	#reqs	%reqs	Mbytes	%bytes	browser
279	61.73%	411	34.45%	2.16	38.17%	Netscape (compatible)
42	9.29%	338	28.33%	1.48	26.28%	MSIE

17	3.76%	102	8.55%	0.45	8.01%	MSIE/7
12	2.65%	77	6.45%	0.27	4.73%	MSIE/6
11	2.43%	130	10.90%	0.63	11.10%	MSIE/8
33	7.30%	33	2.77%	0.00	0.03%	Baiduspider+(+http:
33	7.30%	33	2.77%	0.00	0.03%	Baiduspider+(+http://www
27	5.97%	27	2.26%	0.12	2.13%	findlinks
27	5.97%	27	2.26%	0.12	2.13%	findlinks/2
17	3.76%	17	1.42%	0.00		Sogou web spider
17	3.76%	17	1.42%	0.00		Sogou web spider/4
17	3.76%	202	16.93%	0.99	17.53%	Firefox
13	2.88%	183	15.34%	0.89	15.83%	Firefox/9
16	3.54%	42	3.52%	0.26	4.67%	Mozilla
6	1.33%	66	5.53%	0.32	5.70%	Safari
4	0.88%	44	3.69%	0.23	3.99%	AdsBot-Google (+http:
3	0.66%	5	0.42%	0.03	0.52%	YahooCacheSystem
3	0.66%	3	0.25%	0.03	0.49%	Yahoo! Slurp China
2	0.44%	2	0.17%	0.00		psbot
2	0.44%	2	0.17%	0.02	0.33%	Zend_Http_Client
1	0.22%	1	0.08%	0.01	0.16%	Netscape

Operating System Report

This report lists the operating systems used by visitors.



Listing operating systems with at least 5 requests for pages, sorted by the number of requests for pages.

#reqs	#pages	OS
280	200	Known robots
265	171	OS unknown
382	59	Windows
247	31	Windows XP
128	23	Unknown Windows
2	2	Windows 2000
4	2	Windows Server 2003

1	1	<i>Windows ME</i>
232	20	Macintosh
34	2	[not listed: 1 OS]

This analysis was produced by analog 6.0.

Running time: Less than 1 second.