



# Web Server Statistics for Radiochemistry Society

Program started on Wed, Feb 15 2012 at 9:38 AM.

Analyzed requests from Sat, Dec 31 2011 at 7:32 AM to Tue, Jan 31 2012 at 6:40 AM (30.96 days).

## General Summary

*This report contains overall statistics.*

**Successful requests:** 3,895

**Average successful requests per day:** 125

**Successful requests for pages:** 2,913

**Average successful requests for pages per day:** 94

**Failed requests:** 123

**Redirected requests:** 747

**Distinct files requested:** 154

**Distinct hosts served:** 384

**Data transferred:** 16.45 megabytes

**Average data transferred per day:** 544.07 kilobytes

## Monthly Report

*This report lists the activity in each month.*

Each unit (■) represents 100 requests for pages or part thereof.

month	#pages	#reqs	Mbytes
Dec 2011	28	28	0.03
Jan 2012	2885	3867	16.43

Busiest month: Jan 2012 (2,885 requests for pages).

## Weekly Report

*This report lists the activity in each week.*

Each unit (■) represents 30 requests for pages or part thereof.

week beg.	#pages	#reqs	Mbytes
Dec/25/11	28	28	0.03
Jan/ 1/12	387	477	1.95
Jan/ 8/12	813	1240	5.63
Jan/15/12	524	582	1.81
Jan/22/12	469	544	2.08
Jan/29/12	692	1024	4.96

Busiest week: week beginning Jan/ 8/12 (813 requests for pages).

## Daily Summary

*This report lists the total activity for each day of the week, summed over all the weeks in the report.*

Each unit (■) represents 25 requests for pages or part thereof.

day	#pages	#reqs	Mbytes
Sun	302	350	1.01
Mon	868	1266	5.94
Tue	774	1216	5.55
Wed	239	246	0.82
Thu	229	260	0.77
Fri	237	248	1.40
Sat	264	309	0.96

## Hourly Summary

This report lists the total activity for each hour of the day, summed over all the days in the report.

Each unit (■) represents 15 requests for pages or part thereof.

hour	#pages	#reqs	Mbytes
0	89	89	0.11
1	71	71	0.25
2	39	53	0.28
3	86	87	0.20
4	49	49	0.08
5	68	68	0.07
6	103	103	0.17
7	60	82	0.27
8	361	630	3.53
9	320	441	2.11
10	253	366	1.65
11	145	190	0.77
12	138	214	0.85
13	195	257	1.08
14	150	182	1.08
15	108	120	0.40
16	85	152	0.77
17	85	85	0.48
18	96	103	0.33
19	61	68	0.23
20	104	160	0.54
21	127	191	0.71
22	43	43	0.10
23	77	91	0.38

## Domain Report

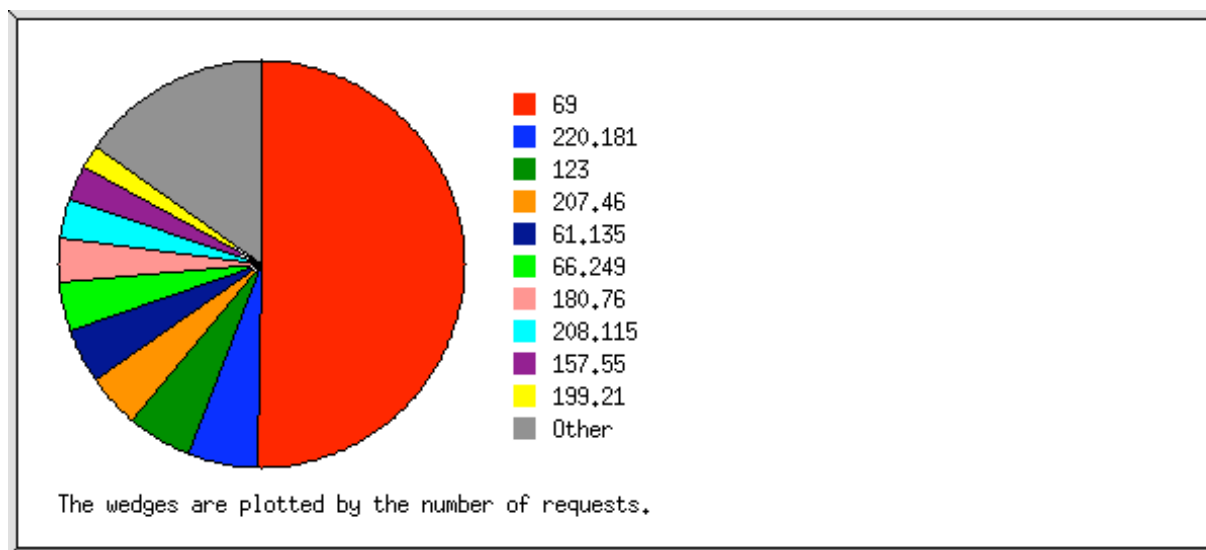
This report lists the countries of the computers which requested files.

Listing domains, sorted by the amount of traffic.

#pages	%pages	#reqs	%reqs	Mbytes	%bytes	domain
2913	100%	3895	100%	16.45	100%	[unresolved numerical addresses]

## Organization Report

This report lists the organizations of the computers which requested files.

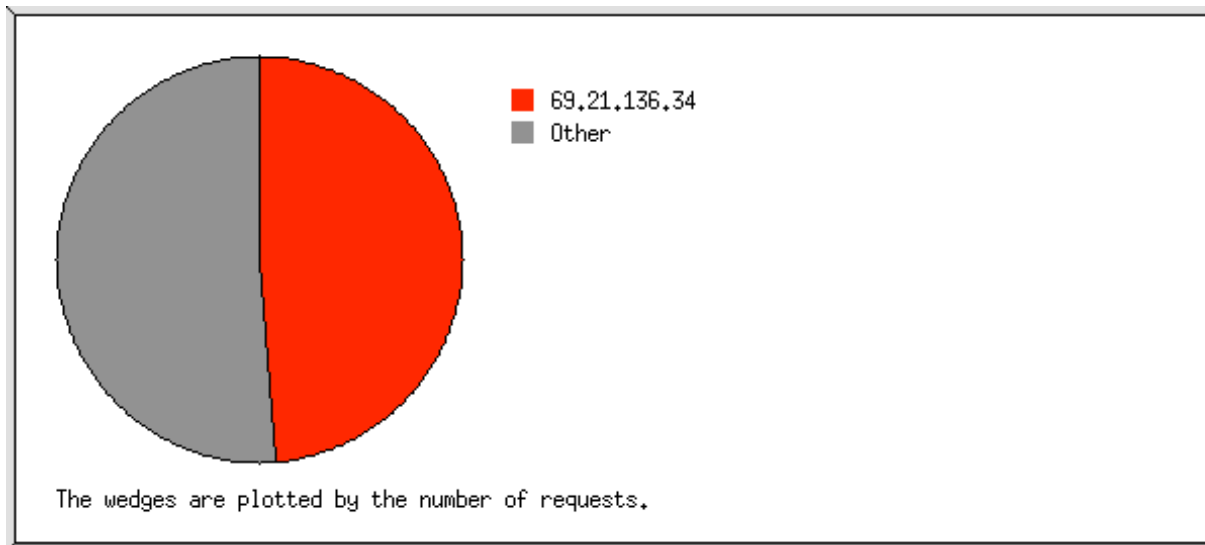


Listing the top 20 organizations by the number of requests, sorted by the number of requests.

#pages	%pages	#reqs	%reqs	Mbytes	%bytes	organization
1168	40.10%	1956	50.22%	10.33	62.80%	69
211	7.24%	216	5.55%	0.21	1.28%	220.181
200	6.87%	200	5.13%	0.11	0.68%	123
171	5.87%	171	4.39%	0.02	0.12%	207.46
164	5.63%	164	4.21%	0.20	1.22%	61.135
150	5.15%	156	4.01%	0.47	2.85%	66.249
137	4.70%	137	3.52%	0.15	0.92%	180.76
119	4.09%	119	3.06%	0.50	3.06%	208.115
105	3.60%	111	2.85%	0.14	0.88%	157.55
71	2.44%	71	1.82%	0.76	4.60%	199.21
36	1.24%	68	1.75%	0.22	1.36%	173.67
19	0.65%	48	1.23%	0.24	1.44%	128.115
30	1.03%	30	0.77%	0.05	0.33%	38
28	0.96%	28	0.72%	0.07	0.44%	213.186
10	0.34%	28	0.72%	0.17	1.04%	98
23	0.79%	23	0.59%	0.01	0.04%	119
8	0.27%	21	0.54%	0.16	1.00%	68.185
15	0.51%	19	0.49%	0.17	1.02%	205.203
19	0.65%	19	0.49%	0.01	0.07%	208.80
17	0.58%	17	0.44%	0.03	0.21%	95
212	7.28%	293	7.52%	2.41	14.64%	[not listed: 51 organizations]

## Host Report

This report lists the computers which requested files.

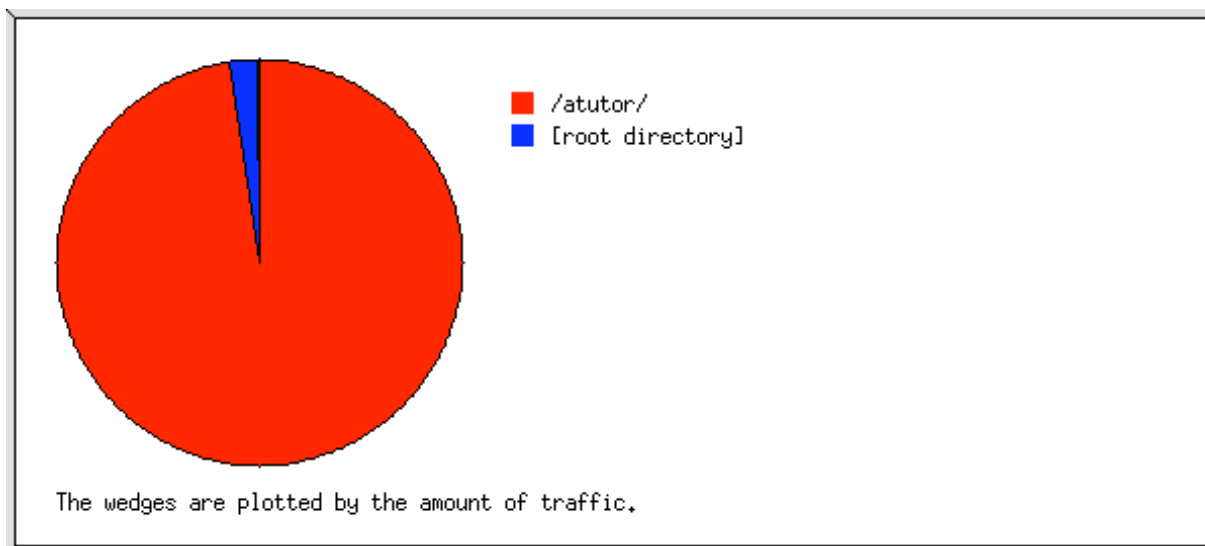


Listing hosts with at least 100 requests, sorted alphabetically.

#pages	%pages	#reqs	%reqs	Mbytes	%bytes	host
1114	38.24%	1894	48.63%	9.59	58.28%	69.21.136.34
1799	61.76%	2001	51.37%	6.86	41.72%	[not listed: 383 hosts]

## Directory Report

This report lists the directories from which files were requested. (The figures for each directory include all of its subdirectories.)

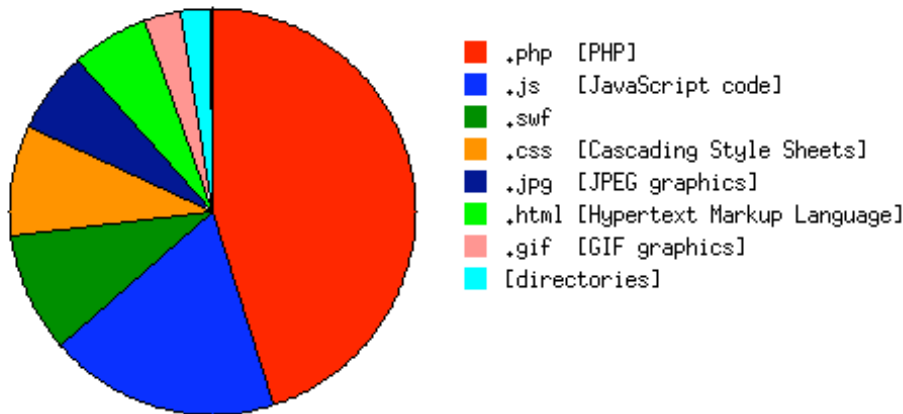


Listing directories with at least 0.01% of the traffic, sorted by the amount of traffic.

#pages	%pages	#reqs	%reqs	Mbytes	%bytes	directory
1764	60.56%	2741	70.37%	16.07	97.70%	/atutor/
1149	39.44%	1149	29.50%	0.38	2.29%	[root directory]
0		5	0.13%	0.00	0.01%	/images/

## File Type Report

This report lists the extensions of files.



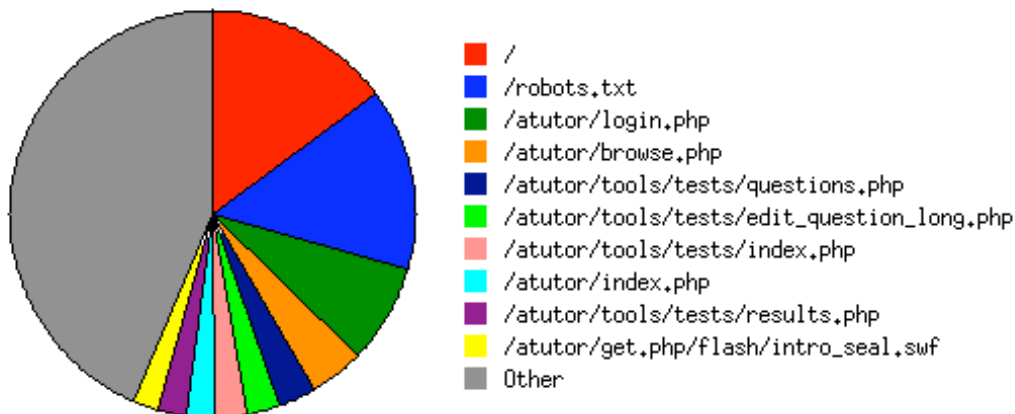
The wedges are plotted by the amount of traffic.

Listing extensions with at least 0.1% of the traffic, sorted by the amount of traffic.

#reqs	%reqs	Mbytes	%bytes	extension
1655	42.49%	7.41	45.02%	.php [PHP]
83	2.13%	3.03	18.43%	.js [JavaScript code]
86	2.21%	1.56	9.50%	.swf
217	5.57%	1.47	8.93%	.css [Cascading Style Sheets]
184	4.72%	1.07	6.53%	.jpg [JPEG graphics]
16	0.41%	1.01	6.12%	.html [Hypertext Markup Language]
469	12.04%	0.50	3.04%	.gif [GIF graphics]
594	15.25%	0.38	2.29%	[directories]
591	15.17%	0.03	0.16%	[not listed: 3 extensions]

## Request Report

This report lists the files on the site.



The wedges are plotted by the number of requests.

Listing files with at least 20 requests, sorted by the number of requests.

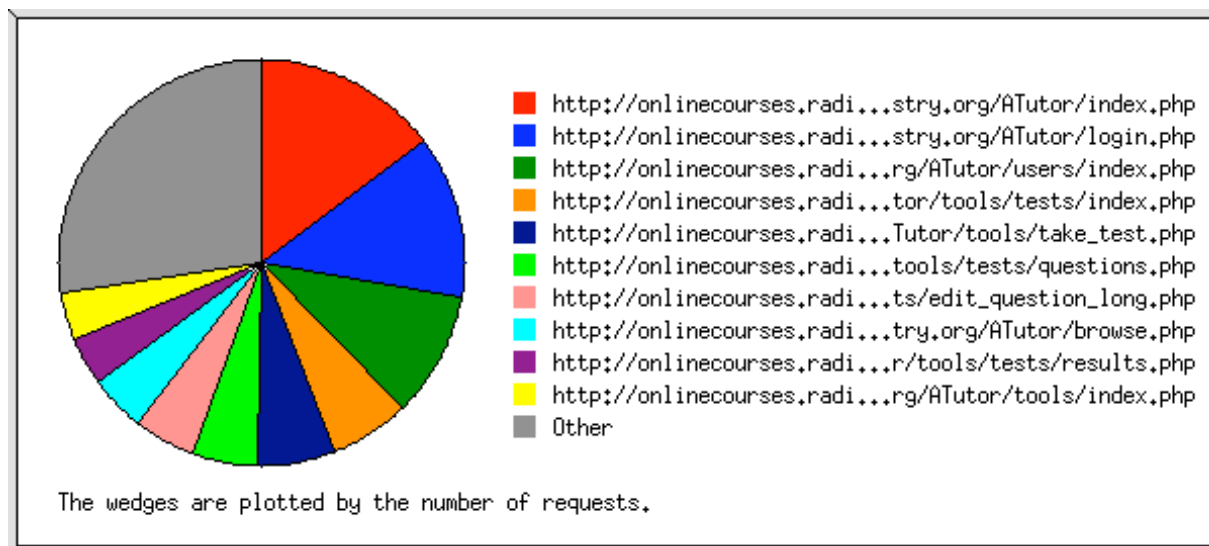
#reqs	%reqs	Mbytes	%bytes	last time	file
585	15.02%	0.36	2.19%	Jan/31/12 6:40 AM	/

564	14.48%	0.02	0.10%	Jan/31/12 12:19 AM	/robots.txt
301	7.73%	1.11	6.75%	Jan/30/12 11:21 PM	/atutor/login.php
172	4.42%	0.84	5.11%	Jan/30/12 11:13 PM	/atutor/browse.php
111	2.85%	0.61	3.72%	Jan/30/12 10:41 AM	/atutor/tools/tests/questions.php
107	2.75%	0.42	2.55%	Jan/30/12 10:41 AM	/atutor/tools/tests/edit_question_long.php
100	2.57%	0.39	2.34%	Jan/30/12 1:22 PM	/atutor/tools/tests/index.php
87	2.23%	0.37	2.27%	Jan/30/12 1:23 PM	/atutor/index.php
84	2.16%	0.36	2.17%	Jan/30/12 1:23 PM	/atutor/tools/tests/results.php
84	2.16%	0.87	5.31%	Jan/30/12 1:23 PM	/atutor/get.php/flash/intro_seal.swf
83	2.13%	0.26	1.60%	Jan/30/12 11:21 PM	/atutor/users/index.php
83	2.13%	3.03	18.43%	Jan/30/12 11:18 PM	/atutor/overlib.js
71	1.82%	0.14	0.84%	Jan/30/12 11:18 PM	/atutor/themes/default/forms.css
71	1.82%	0.02	0.11%	Jan/30/12 11:18 PM	/atutor/themes/default/print.css
70	1.80%	1.29	7.82%	Jan/30/12 11:18 PM	/atutor/themes/default/styles.css
70	1.80%	0.26	1.59%	Jan/30/12 1:22 PM	/atutor/tools/index.php
63	1.62%	0.59	3.56%	Jan/30/12 11:04 PM	/atutor/themes/default/images/pencils.jpg
63	1.62%	0.00	0.01%	Jan/30/12 11:04 PM	/atutor/images clr.gif
56	1.44%	0.21	1.28%	Jan/30/12 11:40 PM	/atutor/tools/my_tests.php
49	1.26%	0.28	1.73%	Jan/30/12 12:00 PM	/atutor/get.php/graphics/datavv_flag.gif
48	1.23%	0.22	1.35%	Jan/28/12 3:54 PM	/atutor/contact_instructor.php
42	1.08%	0.01	0.07%	Jan/30/12 1:22 PM	/atutor/themes/default/images/user_star.gif
42	1.08%	0.24	1.44%	Jan/30/12 11:21 PM	/atutor/tools/take_test.php
38	0.98%	0.00	0.02%	Jan/30/12 1:22 PM	/atutor/images/tree/tree_end.gif
38	0.98%	0.00	0.02%	Jan/30/12 1:22 PM	/atutor/images/tree/tree_horizontal.gif
30	0.77%	0.13	0.78%	Jan/30/12 11:21 PM	/atutor/content.php
27	0.69%	0.02	0.14%	Jan/30/12 1:22 PM	/atutor/themes/default/images/next.gif
27	0.69%	0.02	0.09%	Jan/30/12 11:21 PM	/atutor/get.php/graphics/exam_icon.gif
27	0.69%	0.13	0.81%	Jan/30/12 12:01	/atutor/tools/tests/edit_test.php

26	0.67%	0.00	0.03%	Jan/30/12 12:26 PM	/atutor/favicon.ico
25	0.64%	0.11	0.67%	Jan/30/12 11:16 AM	/atutor/tools/enrollment/index.php
24	0.62%	0.03	0.18%	Jan/27/12 9:58 PM	/atutor/documentation/index_list.php
22	0.56%	0.04	0.23%	Jan/30/12 1:22 PM	/atutor/images/courses/3dgraph.jpg
21	0.54%	0.11	0.66%	Jan/27/12 5:23 PM	/atutor/about.php
584	14.99%	3.95	24.02%	Jan/30/12 11:11 PM	[not listed: 120 files]

## Referrer Report

This report lists the referrers (where people followed links from, or pages which included this site's images).



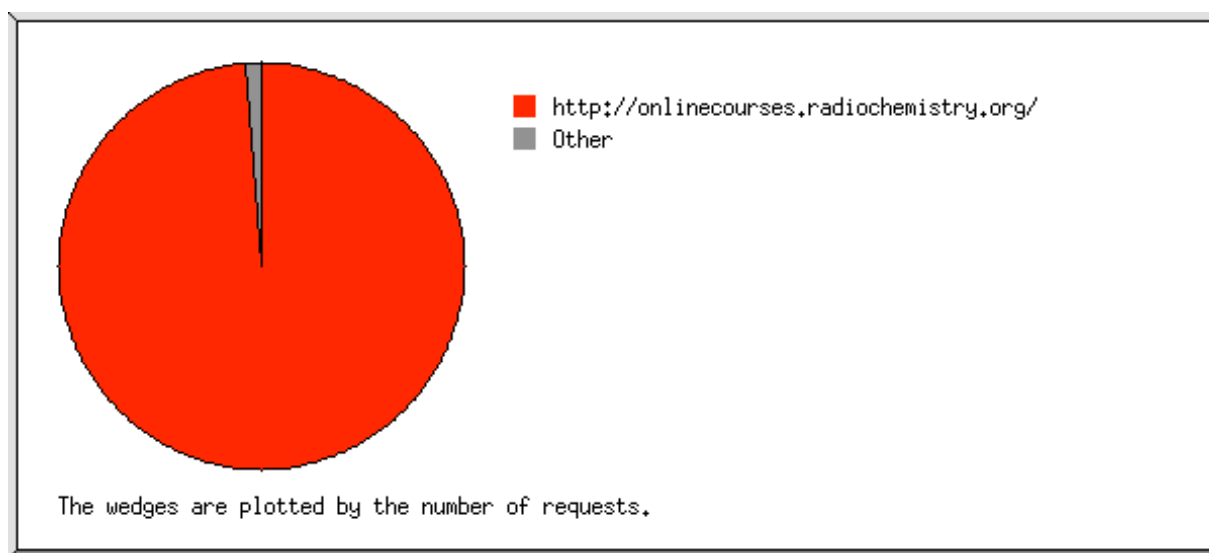
Listing referring URLs with at least 20 requests, sorted by the number of requests.

#reqs	%reqs	URL
325	14.83%	http://onlinecourses.radiochemistry.org/ATutor/index.php
285	13.01%	http://onlinecourses.radiochemistry.org/ATutor/login.php
216	9.86%	http://onlinecourses.radiochemistry.org/ATutor/users/index.php
139	6.34%	http://onlinecourses.radiochemistry.org/ATutor/tools/tests/index.php
137	6.25%	http://onlinecourses.radiochemistry.org/ATutor/tools/take_test.php
89	4.06%	http://onlinecourses.radiochemistry.org/ATutor/tools/take_test.php?tid=9
41	1.87%	http://onlinecourses.radiochemistry.org/ATutor/tools/take_test.php?tid=8
111	5.07%	http://onlinecourses.radiochemistry.org/ATutor/tools/tests/questions.php
69	3.15%	http://onlinecourses.radiochemistry.org/ATutor/tools/tests/questions.php?tid=8
42	1.92%	http://onlinecourses.radiochemistry.org/ATutor/tools/tests/questions.php?tid=9
107	4.88%	http://onlinecourses.radiochemistry.org/ATutor/tools/tests/edit_question_long.php
100	4.56%	http://onlinecourses.radiochemistry.org/ATutor/browse.php
87	3.97%	http://onlinecourses.radiochemistry.org/ATutor/tools/tests/results.php
36	1.64%	http://onlinecourses.radiochemistry.org/ATutor/tools/tests/results.php?tid=9
23	1.05%	http://onlinecourses.radiochemistry.org/ATutor/tools/tests/results.php?tid=9&status=0&filter=Filter

82	3.74%	<a href="http://onlinecourses.radiochemistry.org/ATutor/tools/index.php">http://onlinecourses.radiochemistry.org/ATutor/tools/index.php</a>
80	3.65%	<a href="http://onlinecourses.radiochemistry.org/ATutor/content.php">http://onlinecourses.radiochemistry.org/ATutor/content.php</a>
52	2.37%	<a href="http://onlinecourses.radiochemistry.org/ATutor/content.php?cid=47">http://onlinecourses.radiochemistry.org/ATutor/content.php?cid=47</a>
79	3.61%	<a href="http://onlinecourses.radiochemistry.org/ATutor/tools/my_tests.php">http://onlinecourses.radiochemistry.org/ATutor/tools/my_tests.php</a>
37	1.69%	<a href="http://onlinecourses.radiochemistry.org/ATutor/tools/tests/preview.php">http://onlinecourses.radiochemistry.org/ATutor/tools/tests/preview.php</a>
27	1.23%	<a href="http://onlinecourses.radiochemistry.org/ATutor/tools/tests/preview.php?tid=8">http://onlinecourses.radiochemistry.org/ATutor/tools/tests/preview.php?tid=8</a>
28	1.28%	<a href="http://onlinecourses.radiochemistry.org/ATutor/themes/default/styles.css">http://onlinecourses.radiochemistry.org/ATutor/themes/default/styles.css</a>
27	1.23%	<a href="http://onlinecourses.radiochemistry.org/ATutor/tools/tests/edit_test.php">http://onlinecourses.radiochemistry.org/ATutor/tools/tests/edit_test.php</a>
26	1.19%	<a href="http://onlinecourses.radiochemistry.org/ATutor/tools/tests/view_results.php">http://onlinecourses.radiochemistry.org/ATutor/tools/tests/view_results.php</a>
26	1.19%	<a href="http://onlinecourses.radiochemistry.org/ATutor/tools/enrollment/index.php">http://onlinecourses.radiochemistry.org/ATutor/tools/enrollment/index.php</a>
21	0.96%	<a href="http://onlinecourses.radiochemistry.org/">http://onlinecourses.radiochemistry.org/</a>
20	0.91%	<a href="http://onlinecourses.radiochemistry.org/ATutor/tools/tracker/index.php">http://onlinecourses.radiochemistry.org/ATutor/tools/tracker/index.php</a>
258	11.78%	[not listed: 55 URLs]

## Referring Site Report

*This report lists which servers people followed links from.*



Listing referring sites, sorted by the number of requests.

#reqs	site
2164	<a href="http://onlinecourses.radiochemistry.org/">http://onlinecourses.radiochemistry.org/</a>
9	<a href="http://translate.googleusercontent.com/">http://translate.googleusercontent.com/</a>
9	<a href="http://www.radiochemistry.org/">http://www.radiochemistry.org/</a>
2	<a href="http://www.google.com/">http://www.google.com/</a>
2	<a href="http://radiochemistry.org/">http://radiochemistry.org/</a>
2	<a href="http://us.mc1615.mail.yahoo.com/">http://us.mc1615.mail.yahoo.com/</a>
1	<a href="http://cn.bing.com/">http://cn.bing.com/</a>
1	<a href="http://www.pagesinventory.com/">http://www.pagesinventory.com/</a>
1	<a href="http://www.netcraft.com/">http://www.netcraft.com/</a>

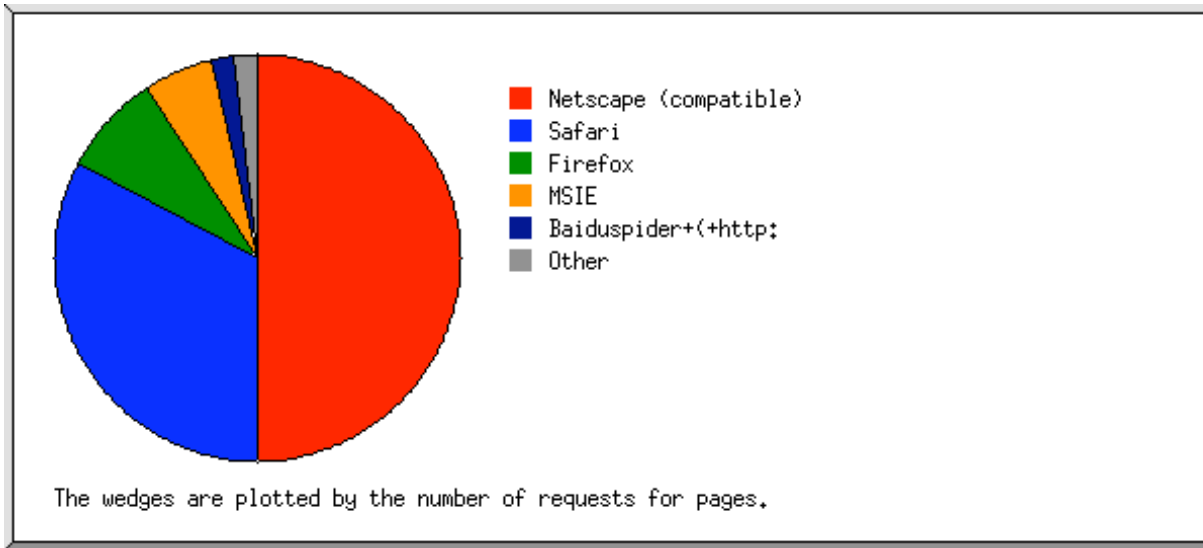
## Search Word Report

*This report lists which words people used in search engines to find the site.*

Listing query words, sorted by the number of requests.

## Browser Summary

This report lists the vendors of visitors' browsers.

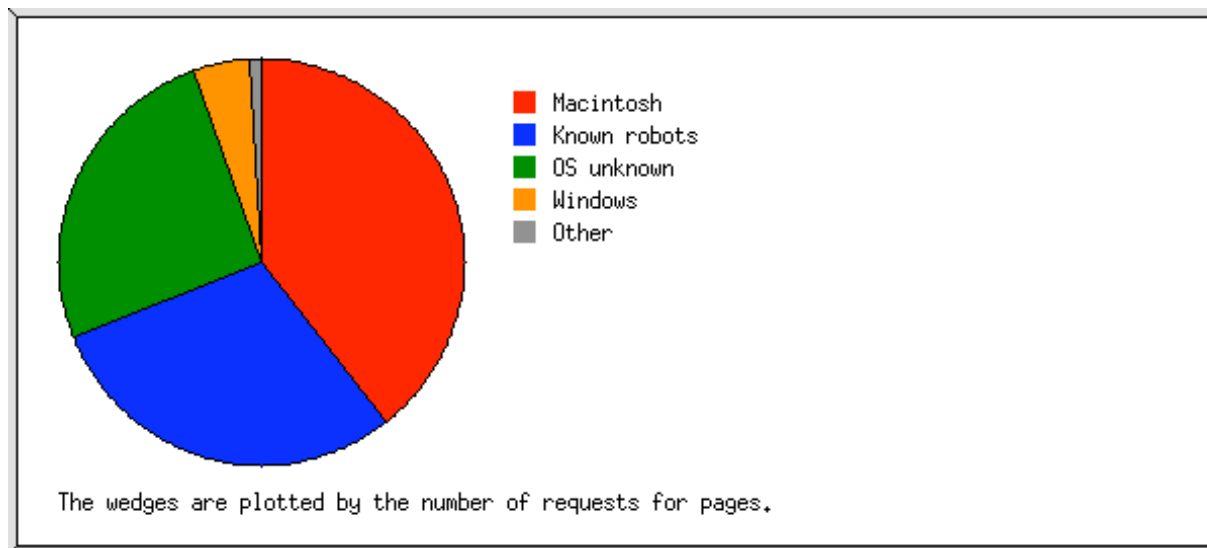


Listing browsers with at least 1 request for a page, sorted by the number of requests for pages.

#pages	%pages	#reqs	%reqs	Mbytes	%bytes	browser
1451	49.95%	1466	37.72%	3.60	21.87%	Netscape (compatible)
949	32.67%	1578	40.60%	7.52	45.75%	Safari
925	31.84%	1518	39.05%	7.02	42.67%	Safari/533
237	8.16%	480	12.35%	3.20	19.47%	Firefox
199	6.85%	413	10.63%	2.82	17.12%	Firefox/9
17	0.59%	17	0.44%	0.14	0.87%	Firefox/2
12	0.41%	25	0.64%	0.12	0.72%	Firefox/3
163	5.61%	258	6.64%	1.92	11.70%	MSIE
68	2.34%	94	2.42%	1.00	6.10%	MSIE/7
48	1.65%	94	2.42%	0.40	2.45%	MSIE/9
24	0.83%	24	0.62%	0.04	0.24%	MSIE/6
15	0.52%	38	0.98%	0.38	2.34%	MSIE/8
52	1.79%	52	1.34%	0.00	0.01%	Baiduspider+(+http:
52	1.79%	52	1.34%	0.00	0.01%	Baiduspider+(+http://www
13	0.45%	13	0.33%	0.05	0.29%	Acoon v4.1.0 (www.acoon.de)
12	0.41%	12	0.31%	0.06	0.36%	Gigabot
12	0.41%	12	0.31%	0.06	0.36%	Gigabot/3
7	0.24%	7	0.18%	0.01	0.05%	Mozilla
6	0.21%	6	0.15%	0.01	0.06%	Aghaven
5	0.17%	5	0.13%	0.03	0.20%	Mail.RU
3	0.10%	3	0.08%	0.00	0.02%	Sogou web spider
2	0.07%	2	0.05%	0.00		BacklinkCrawler (http:
2	0.07%	2	0.05%	0.02	0.14%	Opera
2	0.07%	2	0.05%	0.01	0.07%	ia_archiver (+http:
1	0.03%	1	0.03%	0.00		Openstat

## Operating System Report

This report lists the operating systems used by visitors.



Listing operating systems with at least 5 requests for pages, sorted by the number of requests for pages.

#reqs	#pages	OS
1970	1146	Macintosh
859	854	Known robots
758	748	OS unknown
253	130	Windows
136	61	<i>Unknown Windows</i>
100	55	<i>Windows XP</i>
6	6	<i>Windows NT</i>
2	2	<i>Windows 2000</i>
2	2	<i>Windows 3.1</i>
2	2	<i>Windows ME</i>
5	2	<i>Windows Server 2003</i>
47	27	Unix
47	27	Linux

This analysis was produced by analog 6.0.

**Running time:** 1 second.

